

| Tradebulls Securities (P) Limited  |             |            |          |                |              |                   |                      |
|--|-------------|------------|----------|----------------|--------------|-------------------|----------------------|
| Minimum Margin Requirement for Futures Contract As per Span for 23/02/2024 |             |            |          |                |              |                   |                      |
| Symbol   | Expiry Date | Market Lot | % Margin | Initial Margin | Add Margin % | Additional Margin | Total Margin Per Lot |
| EURINR   | 23-Feb-2024 | 1000       | 2298.47  | 3              | 0.15         | 135               | 2433                 |
| EURINR   | 27-Feb-2024 | 1000       | 2305.66  | 3              | 0.15         | 135               | 2440                 |
| EURINR   | 01-Mar-2024 | 1000       | 2306.17  | 3              | 0.15         | 135               | 2441                 |
| EURINR   | 07-Mar-2024 | 1000       | 2307.20  | 3              | 0.15         | 135               | 2442                 |
| EURINR   | 15-Mar-2024 | 1000       | 2308.57  | 3              | 0.15         | 135               | 2444                 |
| EURINR   | 22-Mar-2024 | 1000       | 2309.77  | 3              | 0.15         | 135               | 2445                 |
| EURINR   | 26-Mar-2024 | 1000       | 2310.46  | 3              | 0.15         | 135               | 2445                 |
| EURINR   | 28-Mar-2024 | 1000       | 2310.80  | 3              | 0.15         | 135               | 2446                 |
| EURINR   | 05-Apr-2024 | 1000       | 2312.17  | 3              | 0.15         | 136               | 2448                 |
| EURINR   | 12-Apr-2024 | 1000       | 2313.38  | 3              | 0.15         | 136               | 2450                 |
| EURINR   | 19-Apr-2024 | 1000       | 2314.58  | 3              | 0.15         | 131               | 2445                 |
| EURINR   | 26-Apr-2024 | 1000       | 2315.78  | 3              | 0.15         | 135               | 2451                 |
| EURINR   | 03-May-2024 | 1000       | 2316.99  | 3              | 0.15         | 136               | 2453                 |
| EURINR   | 10-May-2024 | 1000       | 2318.19  | 3              | 0.15         | 136               | 2454                 |
| EURINR   | 29-May-2024 | 1000       | 2321.46  | 3              | 0.15         | 135               | 2457                 |
| EURINR   | 26-Jun-2024 | 1000       | 2326.29  | 3              | 0.15         | 136               | 2462                 |
| EURINR   | 29-Jul-2024 | 1000       | 2332.00  | 3              | 0.15         | 136               | 2468                 |
| EURINR   | 28-Aug-2024 | 1000       | 2337.20  | 3              | 0.15         | 136               | 2474                 |
| EURINR   | 26-Sep-2024 | 1000       | 2342.24  | 3              | 0.15         | 138               | 2480                 |
| EURINR   | 29-Oct-2024 | 1000       | 2347.98  | 3              | 0.15         | 138               | 2486                 |
| EURINR   | 27-Nov-2024 | 1000       | 2353.05  | 3              | 0.15         | 139               | 2492                 |
| EURINR   | 27-Dec-2024 | 1000       | 2358.29  | 3              | 0.15         | 136               | 2494                 |
| EURINR   | 29-Jan-2025 | 1000       | 2364.08  | 3              | 0.15         | 140               | 2504                 |
| EURUSD   | 27-Feb-2024 | 1000       | 2715.46  | 251            | 83.06        | 897               | 3613                 |
| EURUSD   | 26-Mar-2024 | 1000       | 2718.35  | 252            | 83.22        | 899               | 3617                 |
| EURUSD   | 26-Apr-2024 | 1000       | 2721.56  | 259            | 83.06        | 872               | 3594                 |
| EURUSD   | 29-May-2024 | 1000       | 2724.99  | 250            | 82.79        | 902               | 3627                 |
| EURUSD   | 26-Jun-2024 | 1000       | 2727.89  | 250            | 82.89        | 903               | 3631                 |
| EURUSD   | 29-Jul-2024 | 1000       | 2731.32  | 251            | 83.01        | 905               | 3636                 |
| EURUSD   | 28-Aug-2024 | 1000       | 2734.45  | 251            | 83.01        | 905               | 3639                 |
| EURUSD   | 26-Sep-2024 | 1000       | 2737.47  | 251            | 82.99        | 905               | 3642                 |
| EURUSD   | 29-Oct-2024 | 1000       | 2740.91  | 251            | 82.95        | 904               | 3645                 |
| EURUSD   | 27-Nov-2024 | 1000       | 2743.94  | 252            | 82.87        | 903               | 3647                 |
| EURUSD   | 27-Dec-2024 | 1000       | 2747.07  | 252            | 82.77        | 902               | 3649                 |
| EURUSD   | 29-Jan-2025 | 1000       | 2750.53  | 252            | 82.63        | 901               | 3651                 |
| GBPINR   | 23-Feb-2024 | 1000       | 3186.02  | 3              | 0.25         | 262               | 3448                 |
| GBPINR   | 27-Feb-2024 | 1000       | 3190.51  | 3              | 0.25         | 263               | 3453                 |

**Tradebulls Securities (P) Limited**

 **Corporate Office:** Kanakia Wall Street, A-Wing, Ground Flr,  
Andheri Kurla Rd, Andheri East, Mumbai - 400093


 **Registered & CSO:** Tradebulls House,  
Sindhubhavan Rd, Bodakdev, Ahmedabad - 380054

 +91 22 4888 2888

 +91 79 4000 1000

|        |             |      |         |     |       |      |      |
|--------|-------------|------|---------|-----|-------|------|------|
| GBPINR | 01-Mar-2024 | 1000 | 3190.89 | 3   | 0.25  | 262  | 3453 |
| GBPINR | 07-Mar-2024 | 1000 | 3191.64 | 3   | 0.25  | 263  | 3454 |
| GBPINR | 15-Mar-2024 | 1000 | 3192.64 | 3   | 0.25  | 263  | 3455 |
| GBPINR | 22-Mar-2024 | 1000 | 3193.52 | 3   | 0.25  | 262  | 3455 |
| GBPINR | 26-Mar-2024 | 1000 | 3194.02 | 3   | 0.25  | 263  | 3457 |
| GBPINR | 28-Mar-2024 | 1000 | 3194.27 | 3   | 0.25  | 263  | 3457 |
| GBPINR | 05-Apr-2024 | 1000 | 3195.27 | 3   | 0.25  | 260  | 3455 |
| GBPINR | 12-Apr-2024 | 1000 | 3196.14 | 3   | 0.25  | 265  | 3461 |
| GBPINR | 19-Apr-2024 | 1000 | 3197.02 | 3   | 0.25  | 265  | 3462 |
| GBPINR | 26-Apr-2024 | 1000 | 3197.90 | 3   | 0.25  | 263  | 3461 |
| GBPINR | 03-May-2024 | 1000 | 3198.77 | 3   | 0.25  | 263  | 3462 |
| GBPINR | 10-May-2024 | 1000 | 3199.65 | 3   | 0.25  | 263  | 3463 |
| GBPINR | 29-May-2024 | 1000 | 3202.03 | 3   | 0.25  | 263  | 3465 |
| GBPINR | 26-Jun-2024 | 1000 | 3205.55 | 3   | 0.25  | 263  | 3469 |
| GBPINR | 29-Jul-2024 | 1000 | 3209.70 | 3   | 0.25  | 263  | 3473 |
| GBPINR | 28-Aug-2024 | 1000 | 3213.47 | 3   | 0.25  | 265  | 3478 |
| GBPINR | 26-Sep-2024 | 1000 | 3217.12 | 3   | 0.25  | 265  | 3482 |
| GBPINR | 29-Oct-2024 | 1000 | 3221.29 | 3   | 0.25  | 266  | 3487 |
| GBPINR | 27-Nov-2024 | 1000 | 3224.95 | 3   | 0.25  | 264  | 3488 |
| GBPINR | 27-Dec-2024 | 1000 | 3228.74 | 3   | 0.25  | 264  | 3493 |
| GBPINR | 29-Jan-2025 | 1000 | 3232.92 | 3   | 0.25  | 268  | 3501 |
| GBPUSD | 27-Feb-2024 | 1000 | 3789.99 | 298 | 82.63 | 1049 | 4839 |
| GBPUSD | 26-Mar-2024 | 1000 | 3790.31 | 298 | 82.60 | 1049 | 4839 |
| GBPUSD | 26-Apr-2024 | 1000 | 3790.66 | 298 | 82.67 | 1050 | 4841 |
| GBPUSD | 29-May-2024 | 1000 | 3791.04 | 299 | 82.69 | 1050 | 4841 |
| GBPUSD | 26-Jun-2024 | 1000 | 3791.36 | 299 | 82.69 | 1050 | 4842 |
| GBPUSD | 29-Jul-2024 | 1000 | 3791.74 | 299 | 82.70 | 1050 | 4842 |
| GBPUSD | 28-Aug-2024 | 1000 | 3792.08 | 299 | 82.61 | 1049 | 4841 |
| GBPUSD | 26-Sep-2024 | 1000 | 3792.41 | 301 | 83.13 | 1047 | 4840 |
| GBPUSD | 29-Oct-2024 | 1000 | 3792.79 | 301 | 82.97 | 1045 | 4838 |
| GBPUSD | 27-Nov-2024 | 1000 | 3793.12 | 301 | 82.77 | 1043 | 4836 |
| GBPUSD | 27-Dec-2024 | 1000 | 3793.46 | 301 | 82.55 | 1040 | 4834 |
| GBPUSD | 29-Jan-2025 | 1000 | 3793.84 | 304 | 82.93 | 1037 | 4830 |
| JPYINR | 23-Feb-2024 | 1000 | 2031.97 | 4   | 0.35  | 193  | 2225 |
| JPYINR | 27-Feb-2024 | 1000 | 2043.10 | 4   | 0.35  | 193  | 2236 |
| JPYINR | 01-Mar-2024 | 1000 | 2044.22 | 4   | 0.35  | 193  | 2237 |
| JPYINR | 07-Mar-2024 | 1000 | 2046.45 | 4   | 0.35  | 194  | 2240 |
| JPYINR | 15-Mar-2024 | 1000 | 2049.42 | 4   | 0.35  | 194  | 2243 |
| JPYINR | 22-Mar-2024 | 1000 | 2052.03 | 4   | 0.35  | 194  | 2246 |
| JPYINR | 26-Mar-2024 | 1000 | 2053.52 | 4   | 0.35  | 194  | 2248 |
| JPYINR | 28-Mar-2024 | 1000 | 2054.27 | 4   | 0.35  | 195  | 2249 |
| JPYINR | 05-Apr-2024 | 1000 | 2057.25 | 4   | 0.35  | 195  | 2252 |

**Tradebulls Securities (P) Limited**

 **Corporate Office:** Kanakia Wall Street, A-Wing, Ground Flr,  
Andheri Kurla Rd, Andheri East, Mumbai - 400093


 **Registered & CSO:** Tradebulls House,  
Sindhubhavan Rd, Bodakdev, Ahmedabad - 380054

 +91 22 4888 2888

 +91 79 4000 1000

|        |             |      |         |   |      |     |      |
|--------|-------------|------|---------|---|------|-----|------|
| JPYINR | 12-Apr-2024 | 1000 | 2059.87 | 4 | 0.35 | 195 | 2255 |
| JPYINR | 19-Apr-2024 | 1000 | 2062.49 | 4 | 0.35 | 195 | 2258 |
| JPYINR | 26-Apr-2024 | 1000 | 2065.12 | 4 | 0.35 | 196 | 2261 |
| JPYINR | 03-May-2024 | 1000 | 2067.74 | 4 | 0.35 | 196 | 2263 |
| JPYINR | 10-May-2024 | 1000 | 2070.37 | 4 | 0.35 | 196 | 2266 |
| JPYINR | 29-May-2024 | 1000 | 2077.53 | 4 | 0.35 | 197 | 2274 |
| JPYINR | 26-Jun-2024 | 1000 | 2088.13 | 4 | 0.35 | 198 | 2286 |
| JPYINR | 29-Jul-2024 | 1000 | 2100.68 | 4 | 0.35 | 200 | 2301 |
| JPYINR | 28-Aug-2024 | 1000 | 2112.16 | 4 | 0.35 | 200 | 2312 |
| JPYINR | 26-Sep-2024 | 1000 | 2123.31 | 4 | 0.35 | 201 | 2325 |
| JPYINR | 29-Oct-2024 | 1000 | 2136.08 | 4 | 0.35 | 203 | 2339 |
| JPYINR | 27-Nov-2024 | 1000 | 2147.36 | 4 | 0.35 | 204 | 2351 |
| JPYINR | 27-Dec-2024 | 1000 | 2159.10 | 4 | 0.35 | 205 | 2365 |
| JPYINR | 29-Jan-2025 | 1000 | 2172.08 | 4 | 0.35 | 207 | 2379 |
| USDINR | 23-Feb-2024 | 1000 | 1242.84 | 1 | 0.50 | 414 | 1657 |
| USDINR | 27-Feb-2024 | 1000 | 1245.98 | 2 | 0.50 | 414 | 1660 |
| USDINR | 01-Mar-2024 | 1000 | 1246.11 | 2 | 0.50 | 415 | 1661 |
| USDINR | 07-Mar-2024 | 1000 | 1246.38 | 2 | 0.50 | 415 | 1661 |
| USDINR | 15-Mar-2024 | 1000 | 1246.74 | 2 | 0.50 | 415 | 1661 |
| USDINR | 22-Mar-2024 | 1000 | 1247.06 | 2 | 0.50 | 415 | 1662 |
| USDINR | 26-Mar-2024 | 1000 | 1247.24 | 2 | 0.50 | 415 | 1662 |
| USDINR | 28-Mar-2024 | 1000 | 1247.33 | 2 | 0.50 | 415 | 1662 |
| USDINR | 05-Apr-2024 | 1000 | 1247.69 | 2 | 0.50 | 415 | 1663 |
| USDINR | 12-Apr-2024 | 1000 | 1248.01 | 1 | 0.50 | 418 | 1666 |
| USDINR | 19-Apr-2024 | 1000 | 1248.32 | 1 | 0.50 | 418 | 1667 |
| USDINR | 26-Apr-2024 | 1000 | 1248.64 | 2 | 0.50 | 416 | 1664 |
| USDINR | 03-May-2024 | 1000 | 1248.95 | 2 | 0.50 | 415 | 1664 |
| USDINR | 10-May-2024 | 1000 | 1249.27 | 2 | 0.50 | 415 | 1665 |
| USDINR | 29-May-2024 | 1000 | 1250.13 | 2 | 0.50 | 416 | 1666 |
| USDINR | 26-Jun-2024 | 1000 | 1251.40 | 2 | 0.50 | 417 | 1668 |
| USDINR | 29-Jul-2024 | 1000 | 1252.89 | 2 | 0.50 | 417 | 1670 |
| USDINR | 28-Aug-2024 | 1000 | 1254.25 | 2 | 0.50 | 418 | 1672 |
| USDINR | 26-Sep-2024 | 1000 | 1255.57 | 2 | 0.50 | 418 | 1674 |
| USDINR | 29-Oct-2024 | 1000 | 1257.07 | 2 | 0.50 | 419 | 1676 |
| USDINR | 27-Nov-2024 | 1000 | 1258.38 | 1 | 0.50 | 420 | 1678 |
| USDINR | 27-Dec-2024 | 1000 | 1259.75 | 1 | 0.50 | 420 | 1680 |
| USDINR | 29-Jan-2025 | 1000 | 1261.25 | 1 | 0.50 | 421 | 1682 |
| USDJPY | 27-Feb-2024 | 1000 | 3351.20 | 2 | 0.55 | 829 | 4180 |
| USDJPY | 26-Mar-2024 | 1000 | 3337.57 | 2 | 0.55 | 824 | 4162 |
| USDJPY | 26-Apr-2024 | 1000 | 3322.56 | 2 | 0.55 | 821 | 4143 |
| USDJPY | 29-May-2024 | 1000 | 3306.64 | 2 | 0.55 | 817 | 4124 |
| USDJPY | 26-Jun-2024 | 1000 | 3293.20 | 2 | 0.55 | 814 | 4107 |

**Tradebulls Securities (P) Limited**

 **Corporate Office:** Kanakia Wall Street, A-Wing, Ground Flr,  
Andheri Kurla Rd, Andheri East, Mumbai - 400093


 +91 22 4888 2888

 **Registered & CSO:** Tradebulls House,  
Sindhubhavan Rd, Bodakdev, Ahmedabad - 380054

 +91 79 4000 1000

|        |             |      |         |   |      |     |      |
|--------|-------------|------|---------|---|------|-----|------|
| USDJPY | 29-Jul-2024 | 1000 | 3277.43 | 2 | 0.55 | 809 | 4087 |
| USDJPY | 28-Aug-2024 | 1000 | 3263.16 | 2 | 0.55 | 807 | 4070 |
| USDJPY | 26-Sep-2024 | 1000 | 3249.42 | 2 | 0.55 | 805 | 4054 |
| USDJPY | 29-Oct-2024 | 1000 | 3233.86 | 2 | 0.55 | 803 | 4037 |
| USDJPY | 27-Nov-2024 | 1000 | 3220.24 | 2 | 0.55 | 801 | 4022 |
| USDJPY | 27-Dec-2024 | 1000 | 3206.22 | 2 | 0.55 | 800 | 4007 |
| USDJPY | 29-Jan-2025 | 1000 | 3190.86 | 2 | 0.55 | 799 | 3990 |

**Tradebulls Securities (P) Limited**

 **Corporate Office:** Kanakia Wall Street, A-Wing, Ground Flr,  
Andheri Kurla Rd, Andheri East, Mumbai - 400093

 +91 22 4888 2888

 **Registered & CSO:** Tradebulls House,  
Sindhubhavan Rd, Bodakdev, Ahmedabad - 380054

 +91 79 4000 1000