

Tradebulls Securities (P) Limited							
Minimum Margin Requirement for Futures Contract As per Span for 10/10/2024							
Symbol	Expiry Date	Market Lot	% Margin	Initial Margin	Add Margin %	Additional Margin	Total Margin Per Lot
EURINR	11-Oct-2024	1000	2.30	2118	0.15	138	2256
EURINR	18-Oct-2024	1000	2.30	2119	0.15	138	2257
EURINR	25-Oct-2024	1000	2.30	2120	0.15	138	2259
EURINR	29-Oct-2024	1000	2.31	2121	0.15	138	2259
EURINR	31-Oct-2024	1000	2.30	2121	0.15	138	2260
EURINR	08-Nov-2024	1000	2.30	2123	0.15	138	2261
EURINR	14-Nov-2024	1000	2.29	2124	0.15	139	2263
EURINR	22-Nov-2024	1000	2.29	2125	0.15	139	2265
EURINR	27-Nov-2024	1000	2.31	2126	0.15	138	2265
EURINR	29-Nov-2024	1000	2.29	2127	0.15	139	2266
EURINR	06-Dec-2024	1000	2.29	2128	0.15	140	2268
EURINR	13-Dec-2024	1000	2.30	2129	0.15	139	2268
EURINR	20-Dec-2024	1000	2.30	2131	0.15	139	2269
EURINR	27-Dec-2024	1000	2.30	2132	0.15	139	2271
EURINR	29-Jan-2025	1000	2.30	2138	0.15	140	2277
EURINR	26-Feb-2025	1000	2.30	2143	0.15	140	2283
EURINR	27-Mar-2025	1000	2.29	2148	0.15	140	2289
EURINR	28-Apr-2025	1000	2.29	2154	0.15	141	2295
EURINR	28-May-2025	1000	2.29	2160	0.15	142	2301
EURINR	26-Jun-2025	1000	2.28	2165	0.15	142	2307
EURINR	29-Jul-2025	1000	2.28	2171	0.15	143	2314
EURINR	27-Aug-2025	1000	2.27	2177	0.15	144	2320
EURINR	26-Sep-2025	1000	2.27	2182	0.15	144	2327
EURUSD	29-Oct-2024	1000	2.54	2440	0.96	919	3359
EURUSD	27-Nov-2024	1000	2.54	2443	0.97	931	3374
EURUSD	27-Dec-2024	1000	2.54	2446	0.96	924	3370
EURUSD	29-Jan-2025	1000	2.54	2449	0.96	926	3375
EURUSD	26-Feb-2025	1000	2.55	2452	0.96	928	3380
EURUSD	27-Mar-2025	1000	2.55	2454	0.97	930	3385
EURUSD	28-Apr-2025	1000	2.55	2458	0.97	931	3389
EURUSD	28-May-2025	1000	2.56	2460	0.97	931	3392
EURUSD	26-Jun-2025	1000	2.56	2463	0.97	931	3395
EURUSD	29-Jul-2025	1000	2.56	2466	0.97	931	3398
EURUSD	27-Aug-2025	1000	2.57	2469	0.97	931	3400
EURUSD	26-Sep-2025	1000	2.57	2472	0.97	930	3402
GBPINR	11-Oct-2024	1000	2.60	2858	0.25	275	3133
GBPINR	18-Oct-2024	1000	2.60	2859	0.25	275	3134

Tradebulls Securities (P) Limited

 **Corporate Office:** Kanakia Wall Street, A-Wing, Ground Flr,
Andheri Kurla Rd, Andheri East, Mumbai - 400093


 **Registered & CSO:** Tradebulls House,
Sindhubhavan Rd, Bodakdev, Ahmedabad - 380054

 +91 22 4888 2888

 +91 79 4000 1000


GBPINR	25-Oct-2024	1000	2.60	2860	0.25	275	3135
GBPINR	29-Oct-2024	1000	2.60	2861	0.25	275	3135
GBPINR	31-Oct-2024	1000	2.60	2861	0.25	275	3136
GBPINR	08-Nov-2024	1000	2.60	2862	0.25	275	3137
GBPINR	14-Nov-2024	1000	2.59	2863	0.25	276	3139
GBPINR	22-Nov-2024	1000	2.59	2864	0.25	277	3140
GBPINR	27-Nov-2024	1000	2.60	2864	0.25	275	3139
GBPINR	29-Nov-2024	1000	2.59	2865	0.25	277	3141
GBPINR	06-Dec-2024	1000	2.58	2865	0.25	277	3143
GBPINR	13-Dec-2024	1000	2.60	2866	0.25	275	3142
GBPINR	20-Dec-2024	1000	2.60	2867	0.25	275	3143
GBPINR	27-Dec-2024	1000	2.60	2868	0.25	275	3144
GBPINR	29-Jan-2025	1000	2.60	2872	0.25	276	3148
GBPINR	26-Feb-2025	1000	2.60	2876	0.25	276	3152
GBPINR	27-Mar-2025	1000	2.60	2879	0.25	277	3156
GBPINR	28-Apr-2025	1000	2.60	2883	0.25	277	3160
GBPINR	28-May-2025	1000	2.60	2887	0.25	278	3165
GBPINR	26-Jun-2025	1000	2.60	2891	0.25	278	3169
GBPINR	29-Jul-2025	1000	2.59	2895	0.25	279	3174
GBPINR	27-Aug-2025	1000	2.59	2898	0.25	280	3178
GBPINR	26-Sep-2025	1000	2.59	2902	0.25	280	3183
GBPUSD	29-Oct-2024	1000	2.96	3316	0.98	1098	4414
GBPUSD	27-Nov-2024	1000	2.96	3316	0.98	1100	4415
GBPUSD	27-Dec-2024	1000	2.96	3315	0.98	1099	4414
GBPUSD	29-Jan-2025	1000	2.95	3315	0.98	1099	4414
GBPUSD	26-Feb-2025	1000	2.95	3315	0.98	1099	4414
GBPUSD	27-Mar-2025	1000	2.95	3314	0.98	1099	4414
GBPUSD	28-Apr-2025	1000	2.95	3314	0.98	1098	4412
GBPUSD	28-May-2025	1000	2.95	3314	0.98	1096	4410
GBPUSD	26-Jun-2025	1000	2.95	3313	0.98	1094	4407
GBPUSD	29-Jul-2025	1000	2.95	3313	0.97	1091	4404
GBPUSD	27-Aug-2025	1000	2.95	3313	0.97	1088	4401
GBPUSD	26-Sep-2025	1000	2.95	3312	0.97	1084	4397
JPYINR	11-Oct-2024	1000	4.40	2484	0.35	198	2682
JPYINR	18-Oct-2024	1000	4.40	2487	0.35	198	2685
JPYINR	25-Oct-2024	1000	4.40	2490	0.35	198	2688
JPYINR	29-Oct-2024	1000	4.41	2492	0.35	198	2689
JPYINR	31-Oct-2024	1000	4.40	2493	0.35	198	2691
JPYINR	08-Nov-2024	1000	4.40	2496	0.35	199	2695
JPYINR	14-Nov-2024	1000	4.39	2499	0.35	199	2698
JPYINR	22-Nov-2024	1000	4.39	2502	0.35	199	2702
JPYINR	27-Nov-2024	1000	4.39	2504	0.35	200	2704

Tradebulls Securities (P) Limited

 **Corporate Office:** Kanakia Wall Street, A-Wing, Ground Flr,
Andheri Kurla Rd, Andheri East, Mumbai - 400093


 **Registered & CSO:** Tradebulls House,
Sindhubhavan Rd, Bodakdev, Ahmedabad - 380054

 +91 22 4888 2888

 +91 79 4000 1000

JPYINR	29-Nov-2024	1000	4.39	2505	0.35	200	2705
JPYINR	06-Dec-2024	1000	4.39	2508	0.35	200	2708
JPYINR	13-Dec-2024	1000	4.40	2511	0.35	200	2711
JPYINR	20-Dec-2024	1000	4.40	2514	0.35	200	2715
JPYINR	27-Dec-2024	1000	4.39	2517	0.35	200	2718
JPYINR	29-Jan-2025	1000	4.39	2532	0.35	202	2734
JPYINR	26-Feb-2025	1000	4.39	2544	0.35	203	2747
JPYINR	27-Mar-2025	1000	4.39	2557	0.35	204	2761
JPYINR	28-Apr-2025	1000	4.38	2571	0.35	205	2776
JPYINR	28-May-2025	1000	4.38	2584	0.35	207	2791
JPYINR	26-Jun-2025	1000	4.37	2597	0.35	208	2805
JPYINR	29-Jul-2025	1000	4.37	2612	0.35	209	2822
JPYINR	27-Aug-2025	1000	4.36	2625	0.35	211	2836
JPYINR	26-Sep-2025	1000	4.35	2639	0.35	212	2851
USDINR	11-Oct-2024	1000	1.50	1263	0.50	420	1683
USDINR	18-Oct-2024	1000	1.50	1264	0.50	420	1684
USDINR	25-Oct-2024	1000	1.50	1264	0.50	420	1684
USDINR	29-Oct-2024	1000	1.50	1264	0.50	420	1685
USDINR	31-Oct-2024	1000	1.50	1265	0.50	420	1685
USDINR	08-Nov-2024	1000	1.50	1265	0.50	420	1685
USDINR	14-Nov-2024	1000	1.50	1265	0.50	422	1688
USDINR	22-Nov-2024	1000	1.50	1266	0.50	423	1689
USDINR	27-Nov-2024	1000	1.50	1266	0.50	421	1687
USDINR	29-Nov-2024	1000	1.49	1266	0.50	424	1690
USDINR	06-Dec-2024	1000	1.49	1267	0.50	424	1691
USDINR	13-Dec-2024	1000	1.51	1267	0.50	421	1688
USDINR	20-Dec-2024	1000	1.51	1268	0.50	421	1688
USDINR	27-Dec-2024	1000	1.50	1268	0.50	421	1689
USDINR	29-Jan-2025	1000	1.51	1270	0.50	422	1691
USDINR	26-Feb-2025	1000	1.51	1272	0.50	422	1694
USDINR	27-Mar-2025	1000	1.51	1273	0.50	423	1696
USDINR	28-Apr-2025	1000	1.50	1275	0.50	424	1699
USDINR	28-May-2025	1000	1.50	1277	0.50	426	1702
USDINR	26-Jun-2025	1000	1.50	1279	0.50	427	1706
USDINR	29-Jul-2025	1000	1.50	1281	0.50	427	1708
USDINR	27-Aug-2025	1000	1.48	1282	0.50	432	1714
USDINR	26-Sep-2025	1000	1.50	1284	0.50	429	1713
USDJPY	29-Oct-2024	1000	2.62	3880	0.57	838	4718
USDJPY	27-Nov-2024	1000	2.61	3866	0.57	840	4705
USDJPY	27-Dec-2024	1000	2.62	3851	0.57	831	4682
USDJPY	29-Jan-2025	1000	2.62	3835	0.57	827	4662
USDJPY	26-Feb-2025	1000	2.62	3822	0.57	823	4645

Tradebulls Securities (P) Limited

 **Corporate Office:** Kanakia Wall Street, A-Wing, Ground Flr,
Andheri Kurla Rd, Andheri East, Mumbai - 400093


 +91 22 4888 2888

 **Registered & CSO:** Tradebulls House,
Sindhuhavan Rd, Bodakdev, Ahmedabad - 380054

 +91 79 4000 1000

USDJPY	27-Mar-2025	1000	2.62	3808	0.57	820	4628
USDJPY	28-Apr-2025	1000	2.62	3792	0.57	817	4610
USDJPY	28-May-2025	1000	2.62	3778	0.57	815	4593
USDJPY	26-Jun-2025	1000	2.62	3764	0.57	813	4578
USDJPY	29-Jul-2025	1000	2.61	3749	0.57	811	4560
USDJPY	27-Aug-2025	1000	2.61	3735	0.57	810	4545
USDJPY	26-Sep-2025	1000	2.60	3721	0.57	809	4530

Tradebulls Securities (P) Limited

 **Corporate Office:** Kanakia Wall Street, A-Wing, Ground Flr,
Andheri Kurla Rd, Andheri East, Mumbai - 400093

 +91 22 4888 2888

 **Registered & CSO:** Tradebulls House,
Sindhuhavan Rd, Bodakdev, Ahmedabad - 380054

 +91 79 4000 1000