

Tradebulls Securities (P) Limited							
Minimum Margin Requirement for Futures Contract As per Span for 25/07/2024							
Symbol	Expiry Date	Market Lot	% Margin	Initial Margin	Add Margin %	Additional Margin	Total Margin Per Lot
EURINR	26-Jul-2024	1000	2.33	2111	0.15	136	2247
EURINR	29-Jul-2024	1000	2.33	2112	0.15	136	2248
EURINR	02-Aug-2024	1000	2.33	2112	0.15	136	2248
EURINR	09-Aug-2024	1000	2.33	2113	0.15	136	2250
EURINR	16-Aug-2024	1000	2.33	2115	0.15	136	2251
EURINR	23-Aug-2024	1000	2.33	2116	0.15	136	2252
EURINR	28-Aug-2024	1000	2.33	2117	0.15	136	2253
EURINR	30-Aug-2024	1000	2.33	2117	0.15	137	2254
EURINR	06-Sep-2024	1000	2.33	2118	0.15	137	2255
EURINR	13-Sep-2024	1000	2.33	2120	0.15	137	2256
EURINR	20-Sep-2024	1000	2.33	2121	0.15	137	2257
EURINR	26-Sep-2024	1000	2.33	2122	0.15	137	2258
EURINR	27-Sep-2024	1000	2.33	2122	0.15	137	2259
EURINR	04-Oct-2024	1000	2.33	2123	0.15	137	2260
EURINR	29-Oct-2024	1000	2.33	2128	0.15	137	2265
EURINR	27-Nov-2024	1000	2.32	2133	0.15	138	2270
EURINR	27-Dec-2024	1000	2.32	2138	0.15	138	2276
EURINR	29-Jan-2025	1000	2.32	2144	0.15	139	2282
EURINR	26-Feb-2025	1000	2.32	2149	0.15	139	2287
EURINR	27-Mar-2025	1000	2.32	2154	0.15	139	2293
EURINR	28-Apr-2025	1000	2.32	2159	0.15	140	2299
EURINR	28-May-2025	1000	2.32	2165	0.15	140	2305
EURINR	26-Jun-2025	1000	2.32	2170	0.15	141	2310
EURUSD	29-Jul-2024	1000	2.68	2507	0.97	907	3414
EURUSD	28-Aug-2024	1000	2.68	2511	0.97	908	3418
EURUSD	26-Sep-2024	1000	2.68	2514	0.97	910	3424
EURUSD	29-Oct-2024	1000	2.69	2518	0.97	912	3429
EURUSD	27-Nov-2024	1000	2.69	2521	0.97	913	3434
EURUSD	27-Dec-2024	1000	2.69	2525	0.98	914	3439
EURUSD	29-Jan-2025	1000	2.70	2528	0.98	915	3444
EURUSD	26-Feb-2025	1000	2.70	2532	0.98	917	3448
EURUSD	27-Mar-2025	1000	2.71	2535	0.98	918	3453
EURUSD	28-Apr-2025	1000	2.71	2539	0.98	919	3458
EURUSD	28-May-2025	1000	2.71	2542	0.98	920	3462
EURUSD	26-Jun-2025	1000	2.72	2545	0.98	922	3467
GBPINR	26-Jul-2024	1000	2.67	2882	0.25	270	3152
GBPINR	29-Jul-2024	1000	2.67	2883	0.25	270	3153

Tradebulls Securities (P) Limited

 **Corporate Office:** Kanakia Wall Street, A-Wing, Ground Flr,
Andheri Kurla Rd, Andheri East, Mumbai - 400093


 **Registered & CSO:** Tradebulls House,
Sindhubhavan Rd, Bodakdev, Ahmedabad - 380054

 +91 22 4888 2888

 +91 79 4000 1000

GBPINR	02-Aug-2024	1000	2.67	2883	0.25	270	3153
GBPINR	09-Aug-2024	1000	2.67	2884	0.25	270	3154
GBPINR	16-Aug-2024	1000	2.67	2885	0.25	270	3155
GBPINR	23-Aug-2024	1000	2.67	2885	0.25	270	3156
GBPINR	28-Aug-2024	1000	2.67	2886	0.25	271	3157
GBPINR	30-Aug-2024	1000	2.67	2886	0.25	271	3157
GBPINR	06-Sep-2024	1000	2.67	2887	0.25	271	3158
GBPINR	13-Sep-2024	1000	2.67	2888	0.25	271	3159
GBPINR	20-Sep-2024	1000	2.67	2889	0.25	271	3159
GBPINR	26-Sep-2024	1000	2.67	2889	0.25	270	3160
GBPINR	27-Sep-2024	1000	2.67	2890	0.25	271	3160
GBPINR	04-Oct-2024	1000	2.67	2890	0.25	271	3161
GBPINR	29-Oct-2024	1000	2.67	2893	0.25	271	3164
GBPINR	27-Nov-2024	1000	2.66	2897	0.25	272	3169
GBPINR	27-Dec-2024	1000	2.66	2900	0.25	272	3172
GBPINR	29-Jan-2025	1000	2.66	2904	0.25	273	3177
GBPINR	26-Feb-2025	1000	2.66	2907	0.25	273	3180
GBPINR	27-Mar-2025	1000	2.66	2911	0.25	274	3184
GBPINR	28-Apr-2025	1000	2.66	2914	0.25	274	3188
GBPINR	28-May-2025	1000	2.66	2918	0.25	275	3192
GBPINR	26-Jun-2025	1000	2.66	2921	0.25	275	3196
GBPUSD	29-Jul-2024	1000	3.11	3416	0.98	1080	4496
GBPUSD	28-Aug-2024	1000	3.11	3416	0.98	1080	4496
GBPUSD	26-Sep-2024	1000	3.11	3416	0.98	1081	4497
GBPUSD	29-Oct-2024	1000	3.11	3417	0.98	1081	4498
GBPUSD	27-Nov-2024	1000	3.11	3417	0.98	1081	4498
GBPUSD	27-Dec-2024	1000	3.11	3417	0.98	1081	4499
GBPUSD	29-Jan-2025	1000	3.11	3418	0.98	1081	4499
GBPUSD	26-Feb-2025	1000	3.11	3418	0.98	1081	4499
GBPUSD	27-Mar-2025	1000	3.11	3418	0.98	1081	4500
GBPUSD	28-Apr-2025	1000	3.11	3419	0.98	1082	4500
GBPUSD	28-May-2025	1000	3.11	3419	0.98	1082	4501
GBPUSD	26-Jun-2025	1000	3.11	3420	0.98	1082	4501
JPYINR	26-Jul-2024	1000	3.50	1900	0.35	190	2089
JPYINR	29-Jul-2024	1000	3.52	1901	0.35	189	2090
JPYINR	02-Aug-2024	1000	3.50	1902	0.35	190	2092
JPYINR	09-Aug-2024	1000	3.50	1904	0.35	190	2095
JPYINR	16-Aug-2024	1000	3.50	1907	0.35	190	2097
JPYINR	23-Aug-2024	1000	3.50	1909	0.35	191	2100
JPYINR	28-Aug-2024	1000	3.48	1911	0.35	192	2103
JPYINR	30-Aug-2024	1000	3.50	1912	0.35	191	2103
JPYINR	06-Sep-2024	1000	3.50	1914	0.35	191	2105

Tradebulls Securities (P) Limited

 **Corporate Office:** Kanakia Wall Street, A-Wing, Ground Flr,
Andheri Kurla Rd, Andheri East, Mumbai - 400093

 +91 22 4888 2888

 **Registered & CSO:** Tradebulls House,
Sindhubhavan Rd, Bodakdev, Ahmedabad - 380054

 +91 79 4000 1000


JPYINR	13-Sep-2024	1000	3.50	1916	0.35	191	2108
JPYINR	20-Sep-2024	1000	3.50	1919	0.35	192	2110
JPYINR	26-Sep-2024	1000	3.50	1921	0.35	192	2113
JPYINR	27-Sep-2024	1000	3.50	1921	0.35	192	2113
JPYINR	04-Oct-2024	1000	3.50	1924	0.35	192	2116
JPYINR	29-Oct-2024	1000	3.50	1932	0.35	193	2125
JPYINR	27-Nov-2024	1000	3.50	1942	0.35	194	2137
JPYINR	27-Dec-2024	1000	3.50	1953	0.35	195	2148
JPYINR	29-Jan-2025	1000	3.50	1965	0.35	197	2161
JPYINR	26-Feb-2025	1000	3.49	1975	0.35	198	2172
JPYINR	27-Mar-2025	1000	3.49	1985	0.35	199	2184
JPYINR	28-Apr-2025	1000	3.49	1996	0.35	200	2197
JPYINR	28-May-2025	1000	3.49	2007	0.35	201	2209
JPYINR	26-Jun-2025	1000	3.49	2018	0.35	202	2220
USDINR	26-Jul-2024	1000	1.50	1259	0.50	419	1677
USDINR	29-Jul-2024	1000	1.50	1259	0.50	419	1678
USDINR	02-Aug-2024	1000	1.50	1259	0.50	419	1678
USDINR	09-Aug-2024	1000	1.50	1259	0.50	419	1678
USDINR	16-Aug-2024	1000	1.50	1260	0.50	419	1679
USDINR	23-Aug-2024	1000	1.50	1260	0.50	419	1679
USDINR	28-Aug-2024	1000	1.50	1260	0.50	419	1679
USDINR	30-Aug-2024	1000	1.50	1260	0.50	419	1680
USDINR	06-Sep-2024	1000	1.50	1261	0.50	419	1680
USDINR	13-Sep-2024	1000	1.50	1261	0.50	419	1680
USDINR	20-Sep-2024	1000	1.50	1261	0.50	419	1681
USDINR	26-Sep-2024	1000	1.50	1262	0.50	419	1681
USDINR	27-Sep-2024	1000	1.50	1262	0.50	420	1681
USDINR	04-Oct-2024	1000	1.50	1262	0.50	420	1682
USDINR	29-Oct-2024	1000	1.50	1263	0.50	420	1683
USDINR	27-Nov-2024	1000	1.50	1265	0.50	421	1686
USDINR	27-Dec-2024	1000	1.50	1266	0.50	421	1687
USDINR	29-Jan-2025	1000	1.50	1267	0.50	421	1689
USDINR	26-Feb-2025	1000	1.50	1269	0.50	422	1691
USDINR	27-Mar-2025	1000	1.50	1270	0.50	424	1694
USDINR	28-Apr-2025	1000	1.50	1272	0.50	424	1696
USDINR	28-May-2025	1000	1.50	1273	0.50	425	1698
USDINR	26-Jun-2025	1000	1.50	1274	0.50	426	1700
USDJPY	29-Jul-2024	1000	2.05	3131	0.55	837	3968
USDJPY	28-Aug-2024	1000	2.04	3117	0.54	824	3941
USDJPY	26-Sep-2024	1000	2.03	3104	0.54	829	3934
USDJPY	29-Oct-2024	1000	2.03	3090	0.54	826	3915
USDJPY	27-Nov-2024	1000	2.03	3077	0.54	822	3899

Tradebulls Securities (P) Limited

 **Corporate Office:** Kanakia Wall Street, A-Wing, Ground Flr,
Andheri Kurla Rd, Andheri East, Mumbai - 400093


 **Registered & CSO:** Tradebulls House,
Sindhubhavan Rd, Bodakdev, Ahmedabad - 380054

 +91 22 4888 2888

 +91 79 4000 1000

USDJPY	27-Dec-2024	1000	2.03	3063	0.54	819	3882
USDJPY	29-Jan-2025	1000	2.03	3049	0.54	815	3864
USDJPY	26-Feb-2025	1000	2.03	3037	0.54	811	3848
USDJPY	27-Mar-2025	1000	2.03	3024	0.54	808	3832
USDJPY	28-Apr-2025	1000	2.03	3010	0.54	804	3815
USDJPY	28-May-2025	1000	2.03	2997	0.54	801	3798
USDJPY	26-Jun-2025	1000	2.03	2985	0.54	797	3782

Tradebulls Securities (P) Limited

 **Corporate Office:** Kanakia Wall Street, A-Wing, Ground Flr,
Andheri Kurla Rd, Andheri East, Mumbai - 400093

 +91 22 4888 2888

 **Registered & CSO:** Tradebulls House,
Sindhuhavan Rd, Bodakdev, Ahmedabad - 380054

 +91 79 4000 1000