

Tradebulls Securities (P) Limited							
Minimum Margin Requirement for Futures Contract As per Span for 19/04/2024							
Symbol	Expiry Date	Market Lot	% Margin	Initial Margin	Add Margin %	Additional Margin	Total Margin Per Lot
EURINR	19-Apr-2024	1000	2.51	2239	0.15	134	2372
EURINR	26-Apr-2024	1000	2.52	2240	0.15	133	2374
EURINR	03-May-2024	1000	2.51	2242	0.15	134	2375
EURINR	10-May-2024	1000	2.51	2243	0.15	134	2377
EURINR	17-May-2024	1000	2.51	2244	0.15	134	2378
EURINR	24-May-2024	1000	2.51	2246	0.15	134	2380
EURINR	29-May-2024	1000	2.52	2247	0.15	134	2381
EURINR	31-May-2024	1000	2.51	2247	0.15	134	2381
EURINR	07-Jun-2024	1000	2.51	2249	0.15	134	2383
EURINR	14-Jun-2024	1000	2.51	2250	0.15	134	2384
EURINR	21-Jun-2024	1000	2.51	2251	0.15	134	2386
EURINR	26-Jun-2024	1000	2.50	2252	0.15	135	2387
EURINR	28-Jun-2024	1000	2.51	2253	0.15	135	2387
EURINR	05-Jul-2024	1000	2.51	2254	0.15	135	2389
EURINR	29-Jul-2024	1000	2.52	2259	0.15	134	2393
EURINR	28-Aug-2024	1000	2.51	2265	0.15	135	2400
EURINR	26-Sep-2024	1000	2.51	2271	0.15	136	2406
EURINR	29-Oct-2024	1000	2.51	2277	0.15	136	2413
EURINR	27-Nov-2024	1000	2.50	2283	0.15	137	2420
EURINR	27-Dec-2024	1000	2.50	2289	0.15	137	2426
EURINR	29-Jan-2025	1000	2.50	2296	0.15	138	2434
EURINR	26-Feb-2025	1000	2.50	2301	0.15	138	2440
EURINR	27-Mar-2025	1000	2.49	2307	0.15	139	2446
EURUSD	26-Apr-2024	1000	2.88	2668	0.96	892	3560
EURUSD	29-May-2024	1000	2.89	2672	0.97	894	3566
EURUSD	26-Jun-2024	1000	2.89	2675	0.97	894	3568
EURUSD	29-Jul-2024	1000	2.90	2678	0.97	895	3573
EURUSD	28-Aug-2024	1000	2.90	2681	0.97	896	3577
EURUSD	26-Sep-2024	1000	2.90	2684	0.97	897	3581
EURUSD	29-Oct-2024	1000	2.91	2687	0.97	898	3585
EURUSD	27-Nov-2024	1000	2.91	2690	0.97	899	3589
EURUSD	27-Dec-2024	1000	2.91	2694	0.97	900	3594
EURUSD	29-Jan-2025	1000	2.92	2697	0.97	901	3598
EURUSD	26-Feb-2025	1000	2.92	2700	0.98	902	3602
EURUSD	27-Mar-2025	1000	2.92	2703	0.98	903	3606
GBPINR	19-Apr-2024	1000	2.92	3042	0.25	260	3302
GBPINR	26-Apr-2024	1000	2.93	3043	0.25	259	3302

Tradebulls Securities (P) Limited

 **Corporate Office:** Kanakia Wall Street, A-Wing, Ground Flr,
Andheri Kurla Rd, Andheri East, Mumbai - 400093


 **Registered & CSO:** Tradebulls House,
Sindhubhavan Rd, Bodakdev, Ahmedabad - 380054

 +91 22 4888 2888

 +91 79 4000 1000

GBPINR	03-May-2024	1000	2.92	3044	0.25	261	3305
GBPINR	10-May-2024	1000	2.92	3045	0.25	261	3306
GBPINR	17-May-2024	1000	2.92	3046	0.25	261	3307
GBPINR	24-May-2024	1000	2.92	3047	0.25	261	3308
GBPINR	29-May-2024	1000	2.93	3048	0.25	260	3308
GBPINR	31-May-2024	1000	2.92	3049	0.25	261	3310
GBPINR	07-Jun-2024	1000	2.92	3050	0.25	261	3311
GBPINR	14-Jun-2024	1000	2.92	3051	0.25	261	3312
GBPINR	21-Jun-2024	1000	2.92	3052	0.25	261	3313
GBPINR	26-Jun-2024	1000	2.91	3053	0.25	262	3315
GBPINR	28-Jun-2024	1000	2.92	3053	0.25	261	3314
GBPINR	05-Jul-2024	1000	2.92	3054	0.25	262	3316
GBPINR	29-Jul-2024	1000	2.92	3058	0.25	262	3320
GBPINR	28-Aug-2024	1000	2.92	3063	0.25	262	3325
GBPINR	26-Sep-2024	1000	2.92	3067	0.25	263	3330
GBPINR	29-Oct-2024	1000	2.92	3073	0.25	263	3336
GBPINR	27-Nov-2024	1000	2.91	3078	0.25	265	3342
GBPINR	27-Dec-2024	1000	2.90	3082	0.25	265	3348
GBPINR	29-Jan-2025	1000	2.90	3088	0.25	266	3354
GBPINR	26-Feb-2025	1000	2.90	3092	0.25	266	3359
GBPINR	27-Mar-2025	1000	2.90	3097	0.25	267	3364
GBPUSD	26-Apr-2024	1000	3.43	3667	0.98	1042	4709
GBPUSD	29-May-2024	1000	3.43	3667	0.98	1041	4708
GBPUSD	26-Jun-2024	1000	3.43	3667	0.98	1042	4710
GBPUSD	29-Jul-2024	1000	3.43	3668	0.98	1042	4710
GBPUSD	28-Aug-2024	1000	3.43	3668	0.98	1042	4710
GBPUSD	26-Sep-2024	1000	3.43	3668	0.98	1042	4711
GBPUSD	29-Oct-2024	1000	3.44	3669	0.98	1042	4711
GBPUSD	27-Nov-2024	1000	3.44	3669	0.98	1042	4712
GBPUSD	27-Dec-2024	1000	3.44	3670	0.98	1043	4712
GBPUSD	29-Jan-2025	1000	3.44	3670	0.98	1043	4713
GBPUSD	26-Feb-2025	1000	3.44	3670	0.98	1043	4713
GBPUSD	27-Mar-2025	1000	3.44	3670	0.98	1043	4713
JPYINR	19-Apr-2024	1000	3.58	1936	0.35	189	2125
JPYINR	26-Apr-2024	1000	3.58	1939	0.35	190	2128
JPYINR	03-May-2024	1000	3.58	1941	0.35	190	2131
JPYINR	10-May-2024	1000	3.58	1944	0.35	190	2134
JPYINR	17-May-2024	1000	3.58	1947	0.35	190	2137
JPYINR	24-May-2024	1000	3.58	1949	0.35	191	2140
JPYINR	29-May-2024	1000	3.56	1951	0.35	192	2143
JPYINR	31-May-2024	1000	3.58	1952	0.35	191	2143
JPYINR	07-Jun-2024	1000	3.58	1955	0.35	191	2146

Tradebulls Securities (P) Limited

 **Corporate Office:** Kanakia Wall Street, A-Wing, Ground Flr,
Andheri Kurla Rd, Andheri East, Mumbai - 400093


 +91 22 4888 2888

 **Registered & CSO:** Tradebulls House,
Sindhubhavan Rd, Bodakdev, Ahmedabad - 380054

 +91 79 4000 1000

JPYINR	14-Jun-2024	1000	3.58	1957	0.35	191	2149
JPYINR	21-Jun-2024	1000	3.58	1960	0.35	192	2151
JPYINR	26-Jun-2024	1000	3.54	1962	0.35	194	2155
JPYINR	28-Jun-2024	1000	3.58	1962	0.35	192	2154
JPYINR	05-Jul-2024	1000	3.58	1965	0.35	192	2157
JPYINR	29-Jul-2024	1000	3.58	1974	0.35	193	2167
JPYINR	28-Aug-2024	1000	3.58	1986	0.35	194	2180
JPYINR	26-Sep-2024	1000	3.58	1997	0.35	195	2192
JPYINR	29-Oct-2024	1000	3.58	2010	0.35	197	2206
JPYINR	27-Nov-2024	1000	3.56	2021	0.35	198	2219
JPYINR	27-Dec-2024	1000	3.56	2033	0.35	200	2232
JPYINR	29-Jan-2025	1000	3.56	2046	0.35	201	2247
JPYINR	26-Feb-2025	1000	3.56	2057	0.35	202	2259
JPYINR	27-Mar-2025	1000	3.56	2068	0.35	204	2272
USDINR	19-Apr-2024	1000	1.50	1257	0.50	418	1675
USDINR	26-Apr-2024	1000	1.51	1258	0.50	418	1675
USDINR	03-May-2024	1000	1.50	1258	0.50	418	1676
USDINR	10-May-2024	1000	1.50	1258	0.50	418	1677
USDINR	17-May-2024	1000	1.50	1259	0.50	418	1677
USDINR	24-May-2024	1000	1.50	1259	0.50	418	1678
USDINR	29-May-2024	1000	1.51	1260	0.50	418	1678
USDINR	31-May-2024	1000	1.50	1260	0.50	419	1678
USDINR	07-Jun-2024	1000	1.50	1260	0.50	419	1679
USDINR	14-Jun-2024	1000	1.50	1261	0.50	419	1679
USDINR	21-Jun-2024	1000	1.50	1261	0.50	419	1680
USDINR	26-Jun-2024	1000	1.51	1261	0.50	418	1680
USDINR	28-Jun-2024	1000	1.50	1262	0.50	419	1681
USDINR	05-Jul-2024	1000	1.50	1262	0.50	419	1681
USDINR	29-Jul-2024	1000	1.51	1263	0.50	419	1682
USDINR	28-Aug-2024	1000	1.51	1265	0.50	419	1685
USDINR	26-Sep-2024	1000	1.50	1267	0.50	421	1688
USDINR	29-Oct-2024	1000	1.51	1269	0.50	421	1690
USDINR	27-Nov-2024	1000	1.50	1271	0.50	424	1695
USDINR	27-Dec-2024	1000	1.50	1273	0.50	425	1698
USDINR	29-Jan-2025	1000	1.51	1275	0.50	422	1697
USDINR	26-Feb-2025	1000	1.51	1277	0.50	423	1700
USDINR	27-Mar-2025	1000	1.50	1279	0.50	425	1704
USDJPY	26-Apr-2024	1000	2.12	3258	0.54	830	4088
USDJPY	29-May-2024	1000	2.11	3242	0.54	833	4075
USDJPY	26-Jun-2024	1000	2.11	3229	0.54	827	4056
USDJPY	29-Jul-2024	1000	2.11	3214	0.54	823	4037
USDJPY	28-Aug-2024	1000	2.11	3200	0.54	820	4020

Tradebulls Securities (P) Limited

 **Corporate Office:** Kanakia Wall Street, A-Wing, Ground Flr,
Andheri Kurla Rd, Andheri East, Mumbai - 400093


 +91 22 4888 2888

 **Registered & CSO:** Tradebulls House,
Sindhuhavan Rd, Bodakdev, Ahmedabad - 380054

 +91 79 4000 1000

USDJPY	26-Sep-2024	1000	2.11	3187	0.54	816	4003
USDJPY	29-Oct-2024	1000	2.11	3172	0.54	812	3984
USDJPY	27-Nov-2024	1000	2.11	3159	0.54	809	3968
USDJPY	27-Dec-2024	1000	2.11	3145	0.54	806	3951
USDJPY	29-Jan-2025	1000	2.11	3130	0.54	802	3932
USDJPY	26-Feb-2025	1000	2.11	3118	0.54	799	3916
USDJPY	27-Mar-2025	1000	2.11	3105	0.54	795	3900

Tradebulls Securities (P) Limited

 **Corporate Office:** Kanakia Wall Street, A-Wing, Ground Flr,
Andheri Kurla Rd, Andheri East, Mumbai - 400093

 +91 22 4888 2888

 **Registered & CSO:** Tradebulls House,
Sindhuhavan Rd, Bodakdev, Ahmedabad - 380054

 +91 79 4000 1000