



TRADEBULLS COMMODITIES BROKING (P) LIMITED													
NCDEX Daily Margin Requirement As On 21/10/2024													
Contract	Expiry	Pri ce	Multi plier	I. M.	E.M.	A.P.E.M.	A.M.L.	A.M.S.	S.C.M.L.	S.C.M.S	I.C.V.	% Total Margin	Mar gin
BAJRA	20-11-24	2538	100	12	1	0	0	0	0	0	253800	13	32994
BAJRA	20-12-24	2552	100	12	1	0	0	0	0	0	255200	13	33176
BAJRA	20-01-25	2568	100	12	1	0	0	0	0	0	256800	13	33384
BAJRA	20-02-25	2583	100	12	1	0	0	0	0	0	258300	13	33579
BARLEYJPR	20-11-24	2391	100	10	1	0	0	0	0	0	239050	11	26296
BARLEYJPR	20-12-24	2405	100	10	1	0	0	0	0	0	240450	11	26450
BARLEYJPR	20-01-25	2419	100	10	1	0	2	2	0	0	241900	13	31447
BARLEYJPR	17-04-25	2100	100	10	1	0	0	0	0	0	210000	11	23100
CASTOR	20-11-24	6800	50	10	1	0	2	2	0	0	340000	13	44200
CASTOR	20-12-24	6862	50	10	1	0	2	2	0	0	343100	13	44603
CASTOR	20-01-25	6924	50	10	1	0	2	2	0	0	346200	13	45006
CASTOR	20-02-25	6986	50	10	1	0	0	0	0	0	349300	11	38423
COCUDAKL	20-12-24	3013	100	12	1	0	0	0	0	0	301300	13	39169
COCUDAKL	20-01-25	2940	100	12	1	0	0	0	0	0	294000	13	38220
COCUDAKL	20-02-25	2943	100	12	1	0	0	0	0	0	294300	13	38259
COCUDAKL	20-03-25	2946	100	12	1	0	0	0	0	0	294600	13	38298
COTTON	20-11-24	26950	25	8	1	0	0	0	0	0	673750	9	60638
COTTON	20-12-24	27110	25	8	1	0	0	0	0	0	677750	9	60998
COTTON	20-01-25	27270	25	8	1	0	0	0	0	0	681750	9	61358
COTTON	20-02-25	27440	25	8	1	0	0	0	0	0	686000	9	61740
COTTON	20-03-25	27590	25	8	1	0	0	0	0	0	689750	9	62078
COTTON	17-04-25	27740	25	8	1	0	0	0	0	0	693500	9	62415
DHANIYA	20-11-24	7490	50	12	1	0	0	0	0	0	374500	13	48685
DHANIYA	20-12-24	7664	50	12	1	0	0	0	0	0	383200	13	49816
DHANIYA	20-01-25	7838	50	12	1	0	2	2	0	0	391900	15	58785
GUARGUM5	20-11-24	11232	50	12	1	0	0	0	0	0	561600	13	73008
GUARGUM5	20-12-24	11384	50	12	1	0	0	0	0	0	569200	13	73996
GUARGUM5	20-01-25	11536	50	12	1	0	0	0	0	0	576800	13	74984
GUARGUM5	20-02-25	11688	50	12	1	0	0	0	0	0	584400	13	75972
GUARGUM5	20-03-25	11840	50	12	1	0	0	0	0	0	592000	13	79091
GUARGUM5	17-04-25	11992	50	13	1	0	0	0	0	0	599600	14	83165
GUARSEED10	20-11-24	5531	50	12	1	0	0	0	0	0	276550	13	35952
GUARSEED10	20-12-24	5610	50	12	1	0	0	0	0	0	280500	13	36465
GUARSEED10	20-01-25	5689	50	12	1	0	0	0	0	0	284450	13	36979
GUARSEED10	20-02-25	5768	50	12	1	0	0	0	0	0	288400	13	37492
GUARSEED10	20-03-25	5847	50	12	1	0	0	0	0	0	292350	13	39321
GUARSEED10	17-04-25	5926	50	13	1	0	0	0	0	0	296300	14	40178
ISABGOL	20-11-24	14270	30	12	1	0	0	0	0	0	428100	13	55653
ISABGOL	20-12-24	14350	30	12	1	0	2	2	0	0	430500	15	64575
ISABGOL	20-03-25	12000	30	12	1	0	0	0	0	0	360000	13	46800
JEERAUNJHA	20-11-24	25175	30	12	1	0	0	0	0	0	755250	13	98183
JEERAUNJHA	20-12-24	24725	30	12	1	0	2	2	0	0	741750	15	111263
JEERAUNJHA	20-01-25	26035	30	12	1	0	2	2	0	0	781050	15	117158
KAPAS	29-11-24	1555	200	10	1	0	0	0	0	0	311000	11	34210
KAPAS	28-02-25	1583	200	10	1	0	0	0	0	0	316500	11	34815
KAPAS	30-04-25	1574	200	10	1	0	0	0	0	0	314700	11	34617

**Tradebulls Securities (P) Limited**

 **Corporate Office:** Kanakia Wall Street, A-Wing, Ground Flr,  
Andheri Kurla Rd, Andheri East, Mumbai - 400093


 **Registered & CSO:** Tradebulls House,  
Sindhubhavan Rd, Bodakdev, Ahmedabad - 380054

 +91 22 4888 2888

 +91 79 4000 1000

MAIZE	20-11-24	2466	100	12	1	0	0	0	0	0	246600	13	32058
MAIZE	20-12-24	2481	100	12	1	0	0	0	0	0	248100	13	32253
MAIZE	20-01-25	2496	100	12	1	0	0	0	0	0	249600	13	32448
MAIZE	20-02-25	2511	100	12	1	0	0	0	0	0	251100	13	32643
SESAMESEED	20-11-24	13590	50	12	1	0	0	0	0	0	679500	13	88335
SESAMESEED	20-12-24	13670	50	12	1	0	0	0	0	0	683500	13	88855
SESAMESEED	20-01-25	13750	50	12	1	0	0	0	0	0	687500	13	89375
TMCFGRNZM	20-12-24	13702	50	13	1	0	3	3	0	0	685100	16	111945
TMCFGRNZM	17-04-25	14110	50	14	1	0	3	3	0	0	705500	18	124380
TMCFGRNZM	20-05-25	14518	50	15	1	0	3	3	0	0	725900	18	130952

**Tradebulls Securities (P) Limited**

 **Corporate Office:** Kanakia Wall Street, A-Wing, Ground Flr,  
Andheri Kurla Rd, Andheri East, Mumbai - 400093

 +91 22 4888 2888

 **Registered & CSO:** Tradebulls House,  
Sindhubhavan Rd, Bodakdev, Ahmedabad - 380054

 +91 79 4000 1000