


TRADEBULLS COMMODITIES BROKING (P) LIMITED													
NCDEX Daily Margin Requirement As On 16/04/2026													
Contract	Expiry	Price	Multiplier	I. M.	E.M.	A.P.E.M.	A.M.L.	A.M.S.	S.C.M.L.	S.C.M.S	I.C.V.	% Total Margin	Margin
BAJRA	20-04-26	2102	100	10	1	6	0	0	0	0	210200	17	35734
BAJRA	20-05-26	2112	100	10	1	0	0	0	0	0	211200	11	23232
BAJRA	19-06-26	2123	100	10	1	0	0	0	0	0	212300	11	23353
BAJRA	20-07-26	2133	100	10	1	0	2	2	0	0	213300	13	27729
BAJRA	20-08-26	2144	100	10	1	0	2	2	0	0	214400	13	27872
BARLEYJPR	20-04-26	2198	100	8	1	6	0	0	0	0	219800	15	32970
BARLEYJPR	20-05-26	2125	100	8	1	0	0	0	0	0	212500	9	19125
BARLEYJPR	19-06-26	2137	100	8	1	0	0	0	0	0	213650	9	19229
BARLEYJPR	20-07-26	2149	100	8	1	0	0	0	0	0	214850	9	19337
BARLEYJPR	20-08-26	2149	100	8	1	0	0	0	0	0	214850	9	19337
CASTOR	20-04-26	6398	50	8	1	6	0	0	0	0	319900	15	47985
CASTOR	20-05-26	6462	50	8	1	0	0	0	0	0	323100	9	29079
CASTOR	19-06-26	6516	50	8	1	0	0	0	0	0	325800	9	29322
CASTOR	20-07-26	6570	50	8	1	0	0	0	0	0	328500	9	29565
CASTOR	20-08-26	6624	50	8	1	0	0	0	0	0	331200	9	29808
CASTOROIL	20-04-26	1317	20	8	1	0	0	0	0	0	26330	9	2370
CASTOROIL	20-05-26	1323	20	8	1	0	0	0	0	0	26460	9	2381
CASTOROIL	19-06-26	1330	20	8	1	0	0	0	0	0	26590	9	2393
CASTOROIL	20-07-26	1336	20	8	1	0	0	0	0	0	26720	9	2405
CASTOROIL	20-08-26	1343	20	8	1	0	0	0	0	0	26850	9	2417
COCUDAKL	20-04-26	3468	100	12	1	6	0	0	0	0	346800	19	65892
COCUDAKL	20-05-26	3477	100	12	1	0	0	0	0	0	347700	13	45201
COCUDAKL	19-06-26	3501	100	12	1	0	0	0	0	0	350100	13	45513
COCUDAKL	20-07-26	3476	100	12	1	0	0	0	0	0	347600	13	45188
COCUDAKL	20-08-26	3628	100	12	1	0	0	0	0	0	362800	13	47164
COTTON	20-04-26	28640	25	8	1	6	0	0	0	0	716000	15	107400
COTTON	20-05-26	28780	25	8	1	0	0	0	0	0	719500	9	64755
COTTON	19-06-26	28920	25	8	1	0	0	0	0	0	723000	9	65070
COTTON	20-07-26	29070	25	8	1	0	0	0	0	0	726750	9	65408
COTTON	19-10-26	29500	25	8	1	0	0	0	0	0	737500	9	66375
COTTON	20-11-26	29650	25	8	1	0	0	0	0	0	741250	9	66713
COTTON	19-02-27	30090	25	8	1	0	0	0	0	0	752250	9	67703
COTTON	20-04-27	28000	25	8	1	0	0	0	0	0	700000	9	63000
COTWASOIL	20-04-26	1457	50	10	1	0	0	0	0	0	72855	11	8014
COTWASOIL	20-05-26	1464	50	10	1	0	0	0	0	0	73210	11	8053
COTWASOIL	19-06-26	1471	50	10	1	0	0	0	0	0	73565	11	8092
COTWASOIL	20-07-26	1479	50	10	1	0	0	0	0	0	73935	11	8133
COTWASOIL	20-08-26	1486	50	10	1	0	0	0	0	0	74305	11	8174
DHANIYA	20-04-26	12642	50	15	1	6	3	3	0	0	632100	25	156634
DHANIYA	20-05-26	12784	50	15	1	0	3	3	0	0	639200	19	121192
DHANIYA	19-06-26	12962	50	14	1	0	3	3	0	0	648100	17	111538
DHANIYA	20-08-26	13140	50	14	1	0	3	3	0	0	657000	17	113792
DHANIYA	19-10-26	12000	50	12	1	0	3	3	0	0	600000	16	93000
GROUNDNUT	20-04-26	7156	50	12	1	6	0	0	0	0	357800	19	67982
GROUNDNUT	20-05-26	7191	50	12	1	0	0	0	0	0	359550	13	46742
GROUNDNUT	19-06-26	7226	50	12	1	0	0	0	0	0	361300	13	46969

Tradebulls Securities (P) Limited

 **Corporate Office:** Kanakia Wall Street, A-Wing, Ground Flr,
Andheri Kurla Rd, Andheri East, Mumbai - 400093


 **Registered & CSO:** Tradebulls House,
Sindhuhavan Rd, Bodakdev, Ahmedabad - 380054


 +91 22 4888 2888

 +91 79 4000 1000

GROUNDNUT	20-07-26	7262	50	12	1	0	2	2	0	0	363100	15	54465
GUARGUM5	20-04-26	10552	50	12	1	6	0	0	0	0	527600	19	100244
GUARGUM5	20-05-26	10720	50	12	1	0	0	0	0	0	536000	13	69680
GUARGUM5	19-06-26	10859	50	12	1	0	0	0	0	0	542950	13	70584
GUARGUM5	20-07-26	10998	50	12	1	0	2	2	0	0	549900	15	82485
GUARGUM5	20-08-26	11137	50	12	1	0	2	2	0	0	556850	15	83528
GUARGUM5	18-09-26	11276	50	12	1	0	2	2	0	0	563800	15	84570
GUARGUM5	16-10-26	11415	50	12	1	0	0	0	0	0	570750	13	74198
GUARSEED10	20-04-26	5653	50	12	1	6	0	0	0	0	282650	19	53704
GUARSEED10	20-05-26	5694	50	12	1	0	0	0	0	0	284700	13	37011
GUARSEED10	19-06-26	5772	50	12	1	0	0	0	0	0	288600	13	37518
GUARSEED10	20-07-26	5850	50	12	1	0	2	2	0	0	292500	15	43875
GUARSEED10	20-08-26	5928	50	12	1	0	2	2	0	0	296400	15	44460
GUARSEED10	18-09-26	6006	50	12	1	0	2	2	0	0	300300	15	45045
GUARSEED10	16-10-26	6084	50	12	1	0	0	0	0	0	304200	13	39546
ISABGOL	20-04-26	13825	30	16	1	6	0	0	0	0	414750	23	94439
ISABGOL	20-05-26	10500	30	12	1	0	0	0	0	0	315000	13	40950
ISABGOL	19-06-26	10500	30	12	1	0	0	0	0	0	315000	13	40950
ISABGOL	20-07-26	10500	30	12	1	0	0	0	0	0	315000	13	40950
ISABGOL	20-08-26	10500	30	12	1	0	0	0	0	0	315000	13	40950
JEERAMINI	20-04-26	21745	10	12	1	6	0	0	0	0	217450	19	41316
JEERAMINI	20-05-26	21855	10	12	1	0	0	0	0	0	218550	13	28412
JEERAMINI	19-06-26	21960	10	12	1	0	0	0	0	0	219600	13	28548
JEERAMINI	20-07-26	22070	10	12	1	0	0	0	0	0	220700	13	28691
JEERAMINI	20-08-26	22180	10	12	1	0	0	0	0	0	221800	13	28834
JEERAUNJHA	20-04-26	21555	30	12	1	6	0	0	0	0	646650	19	122864
JEERAUNJHA	20-05-26	21845	30	12	1	0	0	0	0	0	655350	13	85196
JEERAUNJHA	19-06-26	22710	30	12	1	0	0	0	0	0	681300	13	88569
JEERAUNJHA	20-07-26	21520	30	12	1	0	0	0	0	0	645600	13	83928
JEERAUNJHA	20-08-26	21520	30	12	1	0	0	0	0	0	645600	13	83928
KAPAS	30-04-26	1668	200	10	1	0	0	0	0	0	333500	11	36685
KAPAS	30/11/2026	1720	200	10	1	0	0	0	0	0	344000	11	37840
KAPAS	26/02/2027	1772.5	200	10	1	0	0	0	0	0	354500	11.04	39137
KAPAS	30/04/2027	1650	200	10	1	0	0	0	0	0	330000	11	36300
MAIZE	20/04/2026	1900	100	10	1	6	0	0	0	0	190000	17	32300
MAIZE	20/05/2026	1910	100	10	1	0	0	0	0	0	191000	11	21010
MAIZE	19/06/2026	1919	100	10	1	0	0	0	0	0	191900	11	21109
MAIZE	20/07/2026	1928	100	10	1	0	0	0	0	0	192800	11	21208
MAIZE	20/08/2026	1938	100	10	1	0	0	0	0	0	193800	11	21318
SESAMESEED	20/04/2026	12010	50	13	1	6	0	0	0	0	600500	20.38	122382
SESAMESEED	20/05/2026	9535	50	12	1	0	0	0	0	0	476750	13	61978
SESAMESEED	19/06/2026	9535	50	12	1	0	0	0	0	0	476750	13	61978
SESAMESEED	20/07/2026	9535	50	12	1	0	0	0	0	0	476750	13	61978
STEEL	20/04/2026	45840	100	6	1	6	0	0	0	0	4584000	13	595920
STEEL	20/05/2026	46060	100	6	1	0	0	0	0	0	4606000	7	322420
STEEL	19/06/2026	46290	100	6	1	0	0	0	0	0	4629000	7	324030
STEEL	20/07/2026	46520	100	6	1	0	0	0	0	0	4652000	7	325640
SUNOIL	30/04/2026	1580.2	50	8	1	0	0	0	0	0	79010	9	7111
SUNOIL	29/05/2026	1587.6	50	8	1	0	0	0	0	0	79380	9	7144
SUNOIL	30/06/2026	1595.9	50	8	1	0	0	0	0	0	79795	9	7182
SUNOIL	31/07/2026	1603.9	50	8	1	0	0	0	0	0	80195	9	7218

Tradebulls Securities (P) Limited

 **Corporate Office:** Kanakia Wall Street, A-Wing, Ground Flr,
Andheri Kurla Rd, Andheri East, Mumbai - 400093


 **Registered & CSO:** Tradebulls House,
Sindhubhavan Rd, Bodakdev, Ahmedabad - 380054

 +91 22 4888 2888

 +91 79 4000 1000

TMCFGRNZM	20/04/2026	16204	50	15	1	6	2.5	2.5	0	0	810200	24.4	197689
TMCFGRNZM	20/05/2026	15806	50	16	1	0	2.5	2.5	0	0	790300	19.03	150394
TMCFGRNZM	19-06-2026	15904	50	18	1	0	2.5	2.5	0	0	795200	21.09	167708
TMCFGRNZM	20-08-2026	16002	50	17	1	0	2.5	2.5	0	0	800100	20.25	162020
TMCFGRNZM	16-10-2026	15000	50	12	1	0	2.5	2.5	0	0	750000	15.5	116250
YELLOWP	20-04-2026	4150	50	10	1	6	0	0	0	0	207500	17	35275
YELLOWP	20/05/2026	4171	50	10	1	0	0	0	0	0	208550	11	22940.5
YELLOWP	19/06/2026	4191	50	10	1	0	0	0	0	0	209550	11	23050.5
YELLOWP	20/07/2026	4212	50	10	1	0	0	0	0	0	210600	11	23166
YELLOWP	20/08/2026	4233	50	10	1	0	0	0	0	0	211650	11	23281.5

Tradebulls Securities (P) Limited

 **Corporate Office:** Kanakia Wall Street, A-Wing, Ground Flr,
Andheri Kurla Rd, Andheri East, Mumbai - 400093

 +91 22 4888 2888

 **Registered & CSO:** Tradebulls House,
Sindhubhavan Rd, Bodakdev, Ahmedabad - 380054

 +91 79 4000 1000