


TRADEBULLS COMMODITIES BROKING (P) LIMITED													
NCDEX Daily Margin Requirement As On 19/05/2026													
Contract	Expiry	Price	Multiplier	I. M.	E.M.	A.P.E.M.	A.M.L.	A.M.S.	S.C.M.L.	S.C.M.S	I.C.V.	% Total Margin	Margin
BAJRA	20-05-26	2189	100	10	1	8	0	0	0	0	218900	19	41591
BAJRA	19-06-26	2199	100	10	1	0	0	0	0	0	219900	11	24189
BAJRA	20-07-26	2210	100	10	1	0	2	2	0	0	221000	13	28730
BAJRA	20-08-26	2222	100	10	1	0	2	2	0	0	222200	13	28886
BAJRA	18-09-26	2232	100	10	1	0	2	2	0	0	223200	13	29016
BARLEYJPR	20-05-26	2356	100	8	1	8	0	0	0	0	235600	17	40052
BARLEYJPR	19-06-26	2137	100	8	1	0	0	0	0	0	213650	9	19229
BARLEYJPR	20-07-26	2149	100	8	1	0	0	0	0	0	214850	9	19337
BARLEYJPR	20-08-26	2149	100	8	1	0	0	0	0	0	214850	9	19337
BARLEYJPR	18-09-26	2149	100	8	1	0	0	0	0	0	214850	9	19337
CASTOR	20-05-26	6472	50	8	1	8	0	0	0	0	323600	17	55012
CASTOR	19-06-26	6622	50	8	1	0	0	0	0	0	331100	9	29799
CASTOR	20-07-26	6772	50	8	1	0	0	0	0	0	338600	9	30474
CASTOR	20-08-26	6922	50	8	1	0	0	0	0	0	346100	9	31149
CASTOR	18-09-26	7072	50	8	1	0	0	0	0	0	353600	9	31824
CASTOROIL	20-05-26	1346	20	8	1	0	0	0	0	0	26920	9	2423
CASTOROIL	19-06-26	1353	20	8	1	0	0	0	0	0	27050	9	2435
CASTOROIL	20-07-26	1359	20	8	1	0	0	0	0	0	27180	9	2446
CASTOROIL	20-08-26	1366	20	8	1	0	0	0	0	0	27320	9	2459
CASTOROIL	18-09-26	1373	20	8	1	0	0	0	0	0	27450	9	2471
COCUDAKL	20-05-26	3450	100	12	1	8	0	0	0	0	345000	21	72450
COCUDAKL	19-06-26	3555	100	12	1	0	0	0	0	0	355500	13	46215
COCUDAKL	20-07-26	3626	100	12	1	0	0	0	0	0	362600	13	47138
COCUDAKL	20-08-26	3692	100	12	1	0	0	0	0	0	369200	13	47996
COCUDAKL	18-09-26	3738	100	12	1	0	2	2	0	0	373800	15	56070
COTTON	20-05-26	31740	25	8	1	8	0	0	0	0	793500	17	134895
COTTON	19-06-26	31890	25	8	1	0	0	0	0	0	797250	9	71753
COTTON	20-07-26	32050	25	8	1	0	0	0	0	0	801250	9	72113
COTTON	19-10-26	32530	25	8	1	0	0	0	0	0	813250	9	73193
COTTON	20-11-26	32700	25	8	1	0	0	0	0	0	817500	9	73575
COTTON	19-02-27	33180	25	8	1	0	0	0	0	0	829500	9	74655
COTTON	20-04-27	28000	25	8	1	0	0	0	0	0	700000	9	63000
COTWASOIL	20-05-26	1502	50	10	1	0	0	0	0	0	75115	11	8263
COTWASOIL	19-06-26	1510	50	10	1	0	0	0	0	0	75480	11	8303
COTWASOIL	20-07-26	1517	50	10	1	0	0	0	0	0	75860	11	8345
COTWASOIL	20-08-26	1525	50	10	1	0	0	0	0	0	76245	11	8387
COTWASOIL	18-09-26	1532	50	10	1	0	2	2	0	0	76605	13	9959
DHANIYA	20-05-26	12722	50	13	1	8	0	0	0	0	636100	22	136952
DHANIYA	19-06-26	12924	50	12	1	0	0	0	0	0	646200	13	84006
DHANIYA	20-08-26	13208	50	12	1	0	0	0	0	0	660400	13	85852
DHANIYA	19-10-26	13492	50	12	1	0	0	0	0	0	674600	13	87698
GROUNDNUT	20-05-26	7283	50	14	1	8	0	0	0	0	364150	23	84119
GROUNDNUT	19-06-26	7318	50	14	1	0	0	0	0	0	365900	15	55287
GROUNDNUT	20-07-26	7355	50	14	1	0	2	2	0	0	367750	17	62775
GROUNDNUT	20-08-26	7392	50	14	1	0	2	2	0	0	369600	17	62388
GUARGUM5	20-05-26	11064	50	12	1	8	0	0	0	0	553200	21	116172

Tradebulls Securities (P) Limited

 **Corporate Office:** Kanakia Wall Street, A-Wing, Ground Flr,
Andheri Kurla Rd, Andheri East, Mumbai - 400093


 **Registered & CSO:** Tradebulls House,
Sindhuhavan Rd, Bodakdev, Ahmedabad - 380054


 +91 22 4888 2888

 +91 79 4000 1000

GUARGUM5	19-06-26	11280	50	12	1	0	0	0	0	0	564000	13	73320
GUARGUM5	20-07-26	11461	50	12	1	0	2	2	0	0	573050	15	85958
GUARGUM5	20-08-26	11461	50	12	1	0	2	2	0	0	573050	15	85958
GUARGUM5	18-09-26	11461	50	12	1	0	2	2	0	0	573050	15	85958
GUARGUM5	16-10-26	11461	50	12	1	0	0	0	0	0	573050	13	74497
GUARGUM5	20-11-26	11461	50	12	1	0	0	0	0	0	573050	13	74497
GUARSEED10	20-05-26	5652	50	12	1	8	0	0	0	0	282600	21	59346
GUARSEED10	19-06-26	5796	50	12	1	0	0	0	0	0	289800	13	37674
GUARSEED10	20-07-26	5864	50	12	1	0	2	2	0	0	293200	15	43980
GUARSEED10	20-08-26	5864	50	12	1	0	2	2	0	0	293200	15	43980
GUARSEED10	18-09-26	5864	50	12	1	0	2	2	0	0	293200	15	43980
GUARSEED10	16-10-26	5864	50	12	1	0	0	0	0	0	293200	13	38116
GUARSEED10	20-11-26	5864	50	12	1	0	0	0	0	0	293200	13	38116
ISABGOL	20-05-26	14055	30	15	1	8	0	0	0	0	421650	24	100564
ISABGOL	19-06-26	10500	30	12	1	0	0	0	0	0	315000	13	40950
ISABGOL	20-07-26	10500	30	12	1	0	0	0	0	0	315000	13	40950
ISABGOL	20-08-26	10500	30	12	1	0	0	0	0	0	315000	13	40950
ISABGOL	18-09-26	10500	30	12	1	0	0	0	0	0	315000	13	40950
JEERAMINI	20-05-26	19800	10	12	1	8	0	0	0	0	198000	21	41580
JEERAMINI	19-06-26	19895	10	12	1	0	0	0	0	0	198950	13	25864
JEERAMINI	20-07-26	19995	10	12	1	0	0	0	0	0	199950	13	25994
JEERAMINI	20-08-26	20095	10	12	1	0	0	0	0	0	200950	13	26124
JEERAMINI	18-09-26	20190	10	12	1	0	0	0	0	0	201900	13	26247
JEERAUNJHA	20-05-26	19145	30	12	1	8	0	0	0	0	574350	21	120614
JEERAUNJHA	19-06-26	19465	30	12	1	0	0	0	0	0	583950	13	75914
JEERAUNJHA	20-07-26	19750	30	12	1	0	0	0	0	0	592500	13	77025
JEERAUNJHA	20-08-26	20035	30	12	1	0	0	0	0	0	601050	13	78137
JEERAUNJHA	18-09-26	20320	30	12	1	0	0	0	0	0	609600	13	79248
KAPAS	30-11-26	1869	200	10	1	0	0	0	0	0	373700	11	41107
KAPAS	26-02-27	1895	200	10	1	0	0	0	0	0	379000	11	41690
KAPAS	30-04-27	1720	200	10	1	0	0	0	0	0	344000	11	37840
MAIZE	20-05-2026	2045	100	10	1	8	0	0	0	0	204500	19	38855
MAIZE	19-06-2026	2055	100	10	1	0	0	0	0	0	205500	11	22605
MAIZE	20-07-2026	2065	100	10	1	0	0	0	0	0	206500	11	22715
MAIZE	20-08-2026	2075	100	10	1	0	0	0	0	0	207500	11	22825
MAIZE	18-09-2026	2085	100	10	1	0	0	0	0	0	208500	11	22935
SESAMESEED	20-05-2026	11555	50	12	1	8	0	0	0	0	577750	21	121328
SESAMESEED	19-06-2026	9535	50	12	1	0	0	0	0	0	476750	13	61978
SESAMESEED	20-07-2026	9535	50	12	1	0	0	0	0	0	476750	13	61978
SESAMESEED	20-08-2026	9535	50	12	1	0	0	0	0	0	476750	13	61978
STEEL	20-05-2026	43520	100	6	1	8	0	0	0	0	4352000	15	652800
STEEL	19-06-2026	43730	100	6	1	0	0	0	0	0	4373000	7	306110
STEEL	20-07-2026	43950	100	6	1	0	0	0	0	0	4395000	7	307650
STEEL	20-08-2026	44170	100	6	1	0	0	0	0	0	4417000	7	309190
SUNOIL	29-05-2026	1545.6	50	8	1	0	0	0	0	0	77280	9	6955
SUNOIL	30-06-2026	1553.7	50	8	1	0	0	0	0	0	77685	9	6992
SUNOIL	31-07-2026	1561.5	50	8	1	0	0	0	0	0	78075	9	7027
SUNOIL	31-08-2026	1569.3	50	8	1	0	0	0	0	0	78465	9	7062
TMCFGRNZM	20-05-2026	15558	50	12	1	8	0	0	0	0	777900	21	163359
TMCFGRNZM	19-06-2026	15752	50	12	1	0	0	0	0	0	787600	13	102388
TMCFGRNZM	20-08-2026	16022	50	14	1	0	0	0	0	0	801100	14.82	118723

Tradebulls Securities (P) Limited

 **Corporate Office:** Kanakia Wall Street, A-Wing, Ground Flr,
Andheri Kurla Rd, Andheri East, Mumbai - 400093


 **Registered & CSO:** Tradebulls House,
Sindhubhavan Rd, Bodakdev, Ahmedabad - 380054

 +91 22 4888 2888

 +91 79 4000 1000

TMCFGRNZM	16-10-2026	15000	50	12	1	0	0	0	0	0	750000	13	97500
YELLOWP	20-05-2026	4327	50	10	1	8	0	0	0	0	216350	19	41107
YELLOWP	19-06-2026	4348	50	10	1	0	0	0	0	0	217400	11	23914
YELLOWP	20-07-2026	4370	50	10	1	0	0	0	0	0	218500	11	24035
YELLOWP	20-08-2026	4392	50	10	1	0	0	0	0	0	219600	11	24156
YELLOWP	18-09-2026	4412	50	10	1	0	0	0	0	0	220600	11	24266

Tradebulls Securities (P) Limited

 **Corporate Office:** Kanakia Wall Street, A-Wing, Ground Flr,
Andheri Kurla Rd, Andheri East, Mumbai - 400093

 +91 22 4888 2888

 **Registered & CSO:** Tradebulls House,
Sindhuhavan Rd, Bodakdev, Ahmedabad - 380054

 +91 79 4000 1000