



TRADEBULLS COMMODITIES BROKING (P) LIMITED													
NCDEX Daily Margin Requirement As On 04/07/2025													
Contract	Expiry	Pri ce	Multi plier	I. M.	E.M.	A.P.E.M.	A.M.L.	A.M.S.	S.C.M.L.	S.C.M.S	I.C.V.	% Total Margin	Mar gin
BAJRA	18-07-25	2406	100	10	1	0	2	2	0	0	240600	13	31278
BAJRA	20-08-25	2419	100	10	1	0	2	2	0	0	241900	13	31447
BAJRA	19-09-25	2431	100	10	1	0	2	2	0	0	243100	13	31603
BAJRA	20-10-25	2444	100	10	1	0	0	0	0	0	244400	11	26884
BAJRA	20-11-25	2456	100	10	1	0	0	0	0	0	245600	11	27016
BARLEYJPR	18-07-25	2231	100	10	1	0	0	0	0	0	223050	11	24536
BARLEYJPR	20-08-25	2243	100	10	1	0	0	0	0	0	224300	11	24673
BARLEYJPR	19-09-25	2254	100	10	1	0	0	0	0	0	225400	11	24794
BARLEYJPR	20-10-25	2266	100	10	1	0	0	0	0	0	226550	11	24921
BARLEYJPR	20-11-25	2277	100	10	1	0	0	0	0	0	227700	11	25047
CASTOR	18-07-25	6855	50	8	1	0	0	0	0	0	342750	9	30848
CASTOR	20-08-25	6926	50	8	1	0	0	0	0	0	346300	9	31167
CASTOR	19-09-25	7029	50	8	1	0	0	0	0	0	351450	9	31631
CASTOR	20-10-25	7132	50	8	1	0	0	0	0	0	356600	9	32094
CASTOR	20-11-25	7235	50	8	1	0	2	2	0	0	361750	11	39793
COCUDAKL	18-07-25	3132	100	12	1	0	0	0	0	0	313200	13	40716
COCUDAKL	20-08-25	3279	100	12	1	0	0	0	0	0	327900	13	42627
COCUDAKL	19-09-25	3461	100	12	1	0	2	2	0	0	346100	15	51915
COCUDAKL	19-12-25	2850	100	12	1	0	0	0	0	0	285000	13	37050
COCUDAKL	20-01-26	2850	100	12	1	0	0	0	0	0	285000	13	37050
COTTON	18-07-25	26480	25	8	1	0	0	0	0	0	662000	9	59580
COTTON	20-10-25	26890	25	8	1	0	0	0	0	0	672250	9	60503
COTTON	20-11-25	27030	25	8	1	0	0	0	0	0	675750	9	60818
COTTON	19-12-25	27160	25	8	1	0	0	0	0	0	679000	9	61110
COTTON	20-01-26	27300	25	8	1	0	0	0	0	0	682500	9	61425
COTTON	20-02-26	26000	25	8	1	0	0	0	0	0	650000	9	58500
COTTON	20-04-26	27000	25	8	1	0	0	0	0	0	675000	9	60750
DHANIYA	18-07-25	7182	50	12	1	0	0	0	0	0	359100	13	46683
DHANIYA	20-08-25	7228	50	12	1	0	0	0	0	0	361400	13	46982
DHANIYA	19-09-25	7274	50	12	1	0	0	0	0	0	363700	13	47281
DHANIYA	20-10-25	7320	50	12	1	0	0	0	0	0	366000	13	47580
DHANIYA	20-11-25	7366	50	12	1	0	0	0	0	0	368300	13	47879
GUARGUM5	18-07-25	9775	50	12	1	0	2	2	0	0	488750	15	73313
GUARGUM5	20-08-25	9907	50	12	1	0	2	2	0	0	495350	15	74303
GUARGUM5	19-09-25	9907	50	12	1	0	2	2	0	0	495350	15	74303
GUARGUM5	20-10-25	9907	50	12	1	0	0	0	0	0	495350	13	64396
GUARGUM5	20-11-25	9907	50	12	1	0	0	0	0	0	495350	13	64396
GUARGUM5	19-12-25	9907	50	12	1	0	0	0	0	0	495350	13	64396
GUARGUM5	20-01-26	9907	50	12	1	0	0	0	0	0	495350	13	64396
GUARSEED10	18-07-25	5265	50	12	1	0	2	2	0	0	263250	15	39488
GUARSEED10	20-08-25	5325	50	12	1	0	2	2	0	0	266250	15	39938
GUARSEED10	19-09-25	5325	50	12	1	0	2	2	0	0	266250	15	39938
GUARSEED10	20-10-25	5325	50	12	1	0	0	0	0	0	266250	13	34613
GUARSEED10	20-11-25	5325	50	12	1	0	0	0	0	0	266250	13	34613
GUARSEED10	19-12-25	5325	50	12	1	0	0	0	0	0	266250	13	34613
GUARSEED10	20-01-26	5325	50	12	1	0	0	0	0	0	266250	13	34613

Tradebulls Securities (P) Limited

 **Corporate Office:** Kanakia Wall Street, A-Wing, Ground Flr,
Andheri Kurla Rd, Andheri East, Mumbai - 400093


 **Registered & CSO:** Tradebulls House,
Sindhubhavan Rd, Bodakdev, Ahmedabad - 380054

 +91 22 4888 2888

 +91 79 4000 1000

ISABGOL	18-07-25	12000	30	12	1	0	0	0	0	0	360000	13	46800
ISABGOL	20-08-25	12000	30	12	1	0	0	0	0	0	360000	13	46800
ISABGOL	19-09-25	12000	30	12	1	0	0	0	0	0	360000	13	46800
ISABGOL	20-10-25	12000	30	12	1	0	0	0	0	0	360000	13	46800
ISABGOL	20-11-25	12000	30	12	1	0	0	0	0	0	360000	13	46800
JEERAUNJHA	18-07-25	19965	30	12	1	0	0	0	0	0	598950	13	77864
JEERAUNJHA	20-08-25	20135	30	12	1	0	0	0	0	0	604050	13	78527
JEERAUNJHA	19-09-25	20305	30	12	1	0	0	0	0	0	609150	13	79190
JEERAUNJHA	20-10-25	20475	30	12	1	0	0	0	0	0	614250	13	79853
JEERAUNJHA	20-11-25	20645	30	12	1	0	0	0	0	0	619350	13	80516
KAPAS	28-11-25	1604	200	10	1	0	0	0	0	0	320800	11	35288
KAPAS	27-02-26	1629	200	10	1	0	0	0	0	0	325700	11	35827
KAPAS	30-04-26	1606	200	10	1	0	0	0	0	0	321200	11	35332
MAIZE	18-07-25	2339	100	12	1	0	0	0	0	0	233900	13	30407
MAIZE	20-08-25	2351	100	12	1	0	0	0	0	0	235100	13	30563
MAIZE	19-09-25	2363	100	12	1	0	0	0	0	0	236300	13	30719
MAIZE	20-10-25	2375	100	12	1	0	0	0	0	0	237500	13	30875
MAIZE	20-11-25	2387	100	12	1	0	0	0	0	0	238700	13	31031
SESAMESEED	18-07-25	10630	50	14	1	0	0	0	0	0	531500	15	79194
SESAMESEED	20-08-25	10685	50	14	1	0	0	0	0	0	534250	15	79176
SESAMESEED	20-10-25	8500	50	14	1	0	0	0	0	0	425000	15	62560
TMCFGRNZM	20-08-25	13598	50	12	1	0	0	0	0	0	679900	13	88387
TMCFGRNZM	20-10-25	13936	50	12	1	0	0	0	0	0	696800	13	93580
TMCFGRNZM	18-12-25	14274	50	13	1	0	0	0	0	0	713700	14	102345

Tradebulls Securities (P) Limited

 **Corporate Office:** Kanakia Wall Street, A-Wing, Ground Flr,
Andheri Kurla Rd, Andheri East, Mumbai - 400093

 **Registered & CSO:** Tradebulls House,
Sindhubhavan Rd, Bodakdev, Ahmedabad - 380054

 +91 22 4888 2888

 +91 79 4000 1000