




TRADEBULLS COMMODITIES BROKING (P) LIMITED													
NCDEX Daily Margin Requirement As On 08/04/2026													
Contract	Expiry	Price	Multiplier	I. M.	E.M.	A.P.E.M.	A.M.L.	A.M.S.	S.C.M.L.	S.C.M.S	I.C.V.	% Total Margin	Margin
BAJRA	20-04-26	2106	100	10	1	0	0	0	0	0	210600	11	23166
BAJRA	20-05-26	2119	100	10	1	0	0	0	0	0	211900	11	23309
BAJRA	19-06-26	2131	100	10	1	0	0	0	0	0	213100	11	23441
BAJRA	20-07-26	2145	100	10	1	0	2	2	0	0	214500	13	27885
BAJRA	20-08-26	2158	100	10	1	0	2	2	0	0	215800	13	28054
BARLEYJPR	20-04-26	2114	100	8	1	0	0	0	0	0	211350	9	19022
BARLEYJPR	20-05-26	2125	100	8	1	0	0	0	0	0	212500	9	19125
BARLEYJPR	19-06-26	2137	100	8	1	0	0	0	0	0	213650	9	19229
BARLEYJPR	20-07-26	2149	100	8	1	0	0	0	0	0	214850	9	19337
BARLEYJPR	20-08-26	2149	100	8	1	0	0	0	0	0	214850	9	19337
CASTOR	20-04-26	6392	50	8	1	0	0	0	0	0	319600	9	28764
CASTOR	20-05-26	6457	50	8	1	0	0	0	0	0	322850	9	29057
CASTOR	19-06-26	6522	50	8	1	0	0	0	0	0	326100	9	29349
CASTOR	20-07-26	6587	50	8	1	0	0	0	0	0	329350	9	29642
CASTOR	20-08-26	6652	50	8	1	0	0	0	0	0	332600	9	29934
CASTOROIL	20-04-26	1309	20	8	1	0	0	0	0	0	26170	9	2355
CASTOROIL	20-05-26	1317	20	8	1	0	0	0	0	0	26330	9	2370
CASTOROIL	19-06-26	1325	20	8	1	0	0	0	0	0	26490	9	2384
CASTOROIL	20-07-26	1333	20	8	1	0	0	0	0	0	26650	9	2399
CASTOROIL	20-08-26	1341	20	8	1	0	0	0	0	0	26820	9	2414
COCUDAKL	20-04-26	3567	100	12	1	0	0	0	0	0	356700	13	46371
COCUDAKL	20-05-26	3591	100	12	1	0	0	0	0	0	359100	13	46683
COCUDAKL	19-06-26	3610	100	12	1	0	0	0	0	0	361000	13	46930
COCUDAKL	20-07-26	3629	100	12	1	0	0	0	0	0	362900	13	47177
COCUDAKL	20-08-26	3648	100	12	1	0	0	0	0	0	364800	13	47424
COTTON	20-04-26	28710	25	8	1	0	0	0	0	0	717750	9	64598
COTTON	20-05-26	28890	25	8	1	0	0	0	0	0	722250	9	65003
COTTON	19-06-26	29060	25	8	1	0	0	0	0	0	726500	9	65385
COTTON	20-07-26	29240	25	8	1	0	0	0	0	0	731000	9	65790
COTTON	19-10-26	29780	25	8	1	0	0	0	0	0	744500	9	67005
COTTON	20-11-26	29970	25	8	1	0	0	0	0	0	749250	9	67433
COTTON	19-02-27	30520	25	8	1	0	0	0	0	0	763000	9	68670
COTTON	20-04-27	28000	25	8	1	0	0	0	0	0	700000	9	63000
COTWASOIL	20-04-26	1503	50	10	1	0	0	0	0	0	75170	11	8269
COTWASOIL	20-05-26	1513	50	10	1	0	0	0	0	0	75625	11	8319
COTWASOIL	19-06-26	1522	50	10	1	0	0	0	0	0	76080	11	8369
COTWASOIL	20-07-26	1531	50	10	1	0	0	0	0	0	76555	11	8421
COTWASOIL	20-08-26	1541	50	10	1	0	0	0	0	0	77030	11	8473
DHANIYA	20-04-26	13350	50	17	1	0	3	3	0	0	667500	20	133901
DHANIYA	20-05-26	13538	50	17	1	0	3	3	0	0	676900	20	136463
DHANIYA	19-06-26	13664	50	14	1	0	3	3	0	0	683200	18	122020
DHANIYA	20-08-26	13664	50	14	1	0	3	3	0	0	683200	18	121473
DHANIYA	19-10-26	12000	50	13	1	0	3	3	0	0	600000	17	101100
GROUNDNUT	20-04-26	7182	50	12	1	0	0	0	0	0	359100	13	48227
GROUNDNUT	20-05-26	7225	50	12	1	0	0	0	0	0	361250	13	48552
GROUNDNUT	19-06-26	7268	50	12	1	0	0	0	0	0	363400	13	48877

**Tradebulls Securities (P) Limited**

 **Corporate Office:** Kanakia Wall Street, A-Wing, Ground Flr,  
Andheri Kurla Rd, Andheri East, Mumbai - 400093

 **Registered & CSO:** Tradebulls House,  
Sindhubhavan Rd, Bodakdev, Ahmedabad - 380054


 +91 22 4888 2888

 +91 79 4000 1000

GROUNDNUT	20-07-26	7314	50	12	1	0	2	2	0	0	365700	15	55733
GUARGUM5	20-04-26	10756	50	12	1	0	0	0	0	0	537800	13	69914
GUARGUM5	20-05-26	10886	50	12	1	0	0	0	0	0	544300	13	70759
GUARGUM5	19-06-26	11046	50	12	1	0	0	0	0	0	552300	13	71799
GUARGUM5	20-07-26	11046	50	13	1	0	2	2	0	0	552300	16	86601
GUARGUM5	20-08-26	11046	50	13	1	0	2	2	0	0	552300	16	86877
GUARGUM5	18-09-26	11046	50	12	1	0	2	2	0	0	552300	15	82845
GUARGUM5	16-10-26	11046	50	12	1	0	0	0	0	0	552300	13	71799
GUARSEED10	20-04-26	5715	50	12	1	0	0	0	0	0	285750	13	37148
GUARSEED10	20-05-26	5774	50	12	1	0	0	0	0	0	288700	13	37531
GUARSEED10	19-06-26	5787	50	12	1	0	0	0	0	0	289350	13	37616
GUARSEED10	20-07-26	5846	50	12	1	0	2	2	0	0	292300	15	43845
GUARSEED10	20-08-26	5905	50	12	1	0	2	2	0	0	295250	15	44288
GUARSEED10	18-09-26	5964	50	12	1	0	2	2	0	0	298200	15	44730
GUARSEED10	16-10-26	6023	50	12	1	0	0	0	0	0	301150	13	39150
ISABGOL	20-04-26	11370	30	12	1	0	0	0	0	0	341100	13	44343
ISABGOL	20-05-26	10500	30	12	1	0	0	0	0	0	315000	13	40950
ISABGOL	19-06-26	10500	30	12	1	0	0	0	0	0	315000	13	40950
ISABGOL	20-07-26	10500	30	12	1	0	0	0	0	0	315000	13	40950
ISABGOL	20-08-26	10500	30	12	1	0	0	0	0	0	315000	13	40950
JEERAMINI	20-04-26	22480	10	12	1	0	0	0	0	0	224800	13	29224
JEERAMINI	20-05-26	22615	10	12	1	0	0	0	0	0	226150	13	29400
JEERAMINI	19-06-26	22755	10	12	1	0	0	0	0	0	227550	13	29582
JEERAMINI	20-07-26	22895	10	12	1	0	0	0	0	0	228950	13	29764
JEERAMINI	20-08-26	23035	10	12	1	0	0	0	0	0	230350	13	29946
JEERAUNJHA	20-04-26	22285	30	12	1	0	0	0	0	0	668550	13	86912
JEERAUNJHA	20-05-26	22550	30	12	1	0	0	0	0	0	676500	13	87945
JEERAUNJHA	19-06-26	22815	30	12	1	0	0	0	0	0	684450	13	88979
JEERAUNJHA	20-07-26	21520	30	12	1	0	0	0	0	0	645600	13	83928
JEERAUNJHA	20-08-26	21520	30	12	1	0	0	0	0	0	645600	13	83928
KAPAS	30-04-26	1682	200	10	1	0	0	0	0	0	336400	11	37004
KAPAS	30/11/2026	1749	200	10	1	0	0	0	0	0	349800	11	38478
KAPAS	26/02/2027	1816	200	11	1	0	0	0	0	0	363200	11.66	42349
KAPAS	30/04/2027	1626.5	200	10	1	0	0	0	0	0	325300	11	35783
MAIZE	20/04/2026	1894	100	10	1	0	0	0	0	0	189400	11	20834
MAIZE	20/05/2026	1905	100	10	1	0	0	0	0	0	190500	11	20955
MAIZE	19/06/2026	1916	100	10	1	0	0	0	0	0	191600	11	21076
MAIZE	20/07/2026	1928	100	10	1	0	0	0	0	0	192800	11	21208
MAIZE	20/08/2026	1940	100	10	1	0	0	0	0	0	194000	11	21340
SESAMESEED	20/04/2026	10325	50	12	1	0	0	0	0	0	516250	13	67113
SESAMESEED	20/05/2026	9535	50	12	1	0	0	0	0	0	476750	13	61978
SESAMESEED	19/06/2026	9535	50	12	1	0	0	0	0	0	476750	13	61978
SESAMESEED	20/07/2026	9535	50	12	1	0	0	0	0	0	476750	13	61978
STEEL	20/04/2026	47530	100	6	1	0	0	0	0	0	4753000	7	332710
STEEL	20/05/2026	47810	100	6	1	0	0	0	0	0	4781000	7	334670
STEEL	19/06/2026	48100	100	6	1	0	0	0	0	0	4810000	7	336700
STEEL	20/07/2026	48400	100	6	1	0	0	0	0	0	4840000	7	338800
SUNOIL	30/04/2026	1601.2	50	8	1	0	0	0	0	0	80060	9	7205
SUNOIL	29/05/2026	1610.5	50	8	1	0	0	0	0	0	80525	9	7247
SUNOIL	30/06/2026	1620.8	50	8	1	0	0	0	0	0	81040	9	7294
SUNOIL	31/07/2026	1630.9	50	8	1	0	0	0	0	0	81545	9	7339

**Tradebulls Securities (P) Limited**

 **Corporate Office:** Kanakia Wall Street, A-Wing, Ground Flr,  
Andheri Kurla Rd, Andheri East, Mumbai - 400093


 **Registered & CSO:** Tradebulls House,  
Sindhubhavan Rd, Bodakdev, Ahmedabad - 380054

 +91 22 4888 2888

 +91 79 4000 1000

TMCFGRNZM	20/04/2026	16220	50	14	1	0	2.5	2.5	0	0	811000	17.89	145088
TMCFGRNZM	20/05/2026	16172	50	14	1	0	2.5	2.5	0	0	808600	17.99	145467
TMCFGRNZM	19-06-2026	16258	50	17	1	0	2.5	2.5	0	0	812900	20.94	170221
TMCFGRNZM	20-08-2026	16344	50	16	1	0	2.5	2.5	0	0	817200	19.6	160171
TMCFGRNZM	16-10-2026	15000	50	13	1	0	2.5	2.5	0	0	750000	16.69	125175
YELLOWP	20-04-2026	4312	50	10	1	0	0	0	0	0	215600	11	23716
YELLOWP	20/05/2026	4338	50	10	1	0	0	0	0	0	216900	11	23859
YELLOWP	19/06/2026	4364	50	10	1	0	0	0	0	0	218200	11	24002
YELLOWP	20/07/2026	4391	50	10	1	0	0	0	0	0	219550	11	24150.5
YELLOWP	20/08/2026	4418	50	10	1	0	0	0	0	0	220900	11	24299

**Tradebulls Securities (P) Limited**

 **Corporate Office:** Kanakia Wall Street, A-Wing, Ground Flr,  
Andheri Kurla Rd, Andheri East, Mumbai - 400093

 +91 22 4888 2888

 **Registered & CSO:** Tradebulls House,  
Sindhubhavan Rd, Bodakdev, Ahmedabad - 380054

 +91 79 4000 1000