



TRADEBULLS COMMODITIES BROKING (P) LIMITED													
NCDEX Daily Margin Requirement As On 03/07/2024													
Contract	Expiry	Pri ce	Multi plier	I. M.	E.M.	A.P.E.M.	A.M.L.	A.M.S.	S.C.M.L.	S.C.M.S	I.C.V.	% Total Margin	Mar gin
BAJRA	19-07-24	2303	100	12	1	0	2	2	0	0	230300	15	34545
BAJRA	20-08-24	2317	100	12	1	0	2	2	0	0	231700	15	34755
BAJRA	20-09-24	2331	100	12	1	0	2	2	0	0	233100	15	34965
BAJRA	18-10-24	2344	100	12	1	0	0	0	0	0	234400	13	30472
BAJRA	20-11-24	2359	100	12	1	0	0	0	0	0	235900	13	30667
BARLEYJPR	19-07-24	2121	100	10	1	0	0	0	0	0	212050	11	23326
BARLEYJPR	20-08-24	2134	100	10	1	0	0	0	0	0	213400	11	23474
BARLEYJPR	20-09-24	2147	100	10	1	0	0	0	0	0	214650	11	23612
BARLEYJPR	18-10-24	2159	100	10	1	0	0	0	0	0	215850	11	23744
BARLEYJPR	20-11-24	2173	100	10	1	0	0	0	0	0	217250	11	23898
CASTOR	19-07-24	5837	50	10	1	0	0	0	0	0	291850	11	32104
CASTOR	20-08-24	5908	50	10	1	0	0	0	0	0	295400	11	32494
CASTOR	20-09-24	5979	50	10	1	0	0	0	0	0	298950	11	32885
CASTOR	18-10-24	6050	50	10	1	0	0	0	0	0	302500	11	33275
CASTOR	20-11-24	6121	50	10	1	0	2	2	0	0	306050	13	39787
COCUDAKL	19-07-24	2826	100	12	1	0	0	0	0	0	282600	13	36738
COCUDAKL	20-08-24	2927	100	12	1	0	0	0	0	0	292700	13	38051
COCUDAKL	20-09-24	3034	100	12	1	0	2	2	0	0	303400	15	45510
COCUDAKL	20-12-24	2835	100	12	1	0	0	0	0	0	283500	13	36855
COCUDAKL	20-01-25	2835	100	12	1	0	0	0	0	0	283500	13	36855
COTTON	19-07-24	27740	25	8	1	0	0	0	0	0	693500	9	62415
COTTON	18-10-24	28240	25	8	1	0	0	0	0	0	706000	9	63540
COTTON	20-11-24	30470	25	8	1	0	0	0	0	0	761750	9	68558
COTTON	20-12-24	30470	25	8	1	0	0	0	0	0	761750	9	68558
COTTON	20-01-25	30470	25	8	1	0	0	0	0	0	761750	9	68558
COTTON	20-02-25	31030	25	8	1	0	0	0	0	0	775750	9	69818
COTTON	17-04-25	29250	25	8	1	0	0	0	0	0	731250	9	65813
DHANIYA	19-07-24	7204	50	12	1	0	0	0	0	0	360200	13	46826
DHANIYA	20-08-24	7308	50	12	1	0	0	0	0	0	365400	13	47502
DHANIYA	20-09-24	7412	50	12	1	0	0	0	0	0	370600	13	48178
DHANIYA	18-10-24	7516	50	12	1	0	0	0	0	0	375800	13	48854
DHANIYA	20-11-24	7620	50	12	1	0	0	0	0	0	381000	13	49530
GUARGUM5	19-07-24	10313	50	12	1	0	2	2	0	0	515650	15	77348
GUARGUM5	20-08-24	10467	50	12	1	0	2	2	0	0	523350	15	78503
GUARGUM5	20-09-24	10621	50	12	1	0	2	2	0	0	531050	15	79658
GUARGUM5	18-10-24	10775	50	12	1	0	0	0	0	0	538750	13	70038
GUARGUM5	20-11-24	10929	50	12	1	0	0	0	0	0	546450	13	71039
GUARGUM5	20-12-24	11083	50	12	1	0	0	0	0	0	554150	13	72040
GUARGUM5	20-01-25	11237	50	12	1	0	0	0	0	0	561850	13	73041
GUARSEED10	19-07-24	5286	50	12	1	0	2	2	0	0	264300	15	39645
GUARSEED10	20-08-24	5350	50	12	1	0	2	2	0	0	267500	15	40125
GUARSEED10	20-09-24	5414	50	12	1	0	2	2	0	0	270700	15	40605
GUARSEED10	18-10-24	5478	50	12	1	0	0	0	0	0	273900	13	35607
GUARSEED10	20-11-24	5542	50	12	1	0	0	0	0	0	277100	13	36023
GUARSEED10	20-12-24	5606	50	12	1	0	0	0	0	0	280300	13	36439
GUARSEED10	20-01-25	5670	50	12	1	0	0	0	0	0	283500	13	36855

Tradebulls Securities (P) Limited

 **Corporate Office:** Kanakia Wall Street, A-Wing, Ground Flr,
Andheri Kurla Rd, Andheri East, Mumbai - 400093


 **Registered & CSO:** Tradebulls House,
Sindhubhavan Rd, Bodakdev, Ahmedabad - 380054

 +91 22 4888 2888


 +91 79 4000 1000

ISABGOL	19-07-24	14550	30	12	1	0	0	0	0	0	436500	13	56745
ISABGOL	20-08-24	14640	30	12	1	0	0	0	0	0	439200	13	57096
ISABGOL	20-09-24	14730	30	12	1	0	0	0	0	0	441900	13	57447
ISABGOL	18-10-24	14810	30	12	1	0	0	0	0	0	444300	13	57759
ISABGOL	20-11-24	14905	30	12	1	0	0	0	0	0	447150	13	58130
JEERAUNJHA	19-07-24	28790	30	12	1	0	0	0	0	0	863700	13	115822
JEERAUNJHA	20-08-24	28330	30	14	1	0	0	0	0	0	849900	15	126125
JEERAUNJHA	20-09-24	28330	30	14	1	0	0	0	0	0	849900	15	128335
JEERAUNJHA	18-10-24	28330	30	13	1	0	0	0	0	0	849900	14	120941
JEERAUNJHA	20-11-24	28330	30	12	1	0	0	0	0	0	849900	13	113292
KAPAS	29-11-24	1542	200	10	1	0	0	0	0	0	308300	11	33913
KAPAS	28-02-25	1569	200	10	1	0	0	0	0	0	313800	11	34518
KAPAS	30-04-25	1600	200	10	1	0	0	0	0	0	319900	11	35189
MAIZE	19-07-24	2434	100	12	1	0	0	0	0	0	243400	13	31642
MAIZE	20-08-24	2449	100	12	1	0	0	0	0	0	244900	13	31837
MAIZE	20-09-24	2464	100	12	1	0	0	0	0	0	246400	13	32032
MAIZE	18-10-24	2477	100	12	1	0	0	0	0	0	247700	13	32201
MAIZE	20-11-24	2493	100	12	1	0	0	0	0	0	249300	13	32409
SESAMESEED	19-07-24	14050	50	12	1	0	0	0	0	0	702500	13	91325
SESAMESEED	20-08-24	14135	50	12	1	0	0	0	0	0	706750	13	91878
SESAMESEED	18-10-24	14300	50	12	1	0	0	0	0	0	715000	13	92950
TMCFGRNZM	20-08-24	16444	50	16	1	0	3	3	0	0	822200	20	162713
TMCFGRNZM	18-10-24	17248	50	16	1	0	3	3	0	0	862400	20	171445
TMCFGRNZM	20-12-24	18052	50	17	1	0	3	3	0	0	902600	20	182596

Tradebulls Securities (P) Limited

 **Corporate Office:** Kanakia Wall Street, A-Wing, Ground Flr,
Andheri Kurla Rd, Andheri East, Mumbai - 400093

 +91 22 4888 2888

 **Registered & CSO:** Tradebulls House,
Sindhubhavan Rd, Bodakdev, Ahmedabad - 380054

 +91 79 4000 1000