



TRADEBULLS COMMODITIES BROKING (P) LIMITED													
NCDEX Daily Margin Requirement As On 23/02/2024													
Contract	Expiry	Pri ce	Multi plier	I. M.	E.M.	A.P.E.M.	A.M.L.	A.M.S.	S.C.M.L.	S.C.M.S	I.C.V.	% Total Margin	Mar gin
BAJRA	20-03-24	2383	100	12	1	0	0	0	0	0	238300	13	30979
BAJRA	19-04-24	2397	100	12	1	0	0	0	0	0	239700	13	31161
BAJRA	20-05-24	2412	100	12	1	0	0	0	0	0	241200	13	31356
BAJRA	20-06-24	2427	100	12	1	0	0	0	0	0	242700	13	31551
BARLEYJPR	19-04-24	1979	100	10	1	0	0	0	0	0	197900	11	21769
BARLEYJPR	20-05-24	1991	100	10	1	0	0	0	0	0	199100	11	21901
BARLEYJPR	20-06-24	2003	100	10	1	0	0	0	0	0	200300	11	22033
BARLEYJPR	19-07-24	2015	100	10	1	0	0	0	0	0	201450	11	22160
CASTOR	20-03-24	5742	50	10	1	0	0	0	0	0	287100	11	31581
CASTOR	19-04-24	5875	50	10	1	0	0	0	0	0	293750	11	32313
CASTOR	20-05-24	5805	50	10	1	0	0	0	0	0	290250	11	31928
CASTOR	20-06-24	5969	50	10	1	0	0	0	0	0	298450	11	32830
COCUDAKL	20-03-24	2593	100	12	1	0	0	0	0	0	259300	13	33709
COCUDAKL	19-04-24	2627	100	12	1	0	0	0	0	0	262700	13	34151
COCUDAKL	20-05-24	2686	100	12	1	0	0	0	0	0	268600	13	34918
COCUDAKL	20-06-24	2677	100	12	1	0	0	0	0	0	267700	13	34801
COTTON	20-03-24	27880	25	8	1	0	0	0	0	0	697000	9	62730
COTTON	19-04-24	28040	25	8	1	0	0	0	0	0	701000	9	63090
COTTON	20-05-24	28210	25	8	1	0	0	0	0	0	705250	9	63473
COTTON	20-06-24	28390	25	8	1	0	0	0	0	0	709750	9	63878
COTTON	19-07-24	28550	25	8	1	0	0	0	0	0	713750	9	64238
COTTON	20-11-24	29250	25	8	1	0	0	0	0	0	731250	9	65813
COTTON	20-02-25	29780	25	8	1	0	0	0	0	0	744500	9	67005
DHANIYA	19-04-24	7786	50	12	1	0	0	0	0	0	389300	13	50609
DHANIYA	20-05-24	7874	50	12	1	0	0	0	0	0	393700	13	51181
DHANIYA	20-06-24	7962	50	12	1	0	0	0	0	0	398100	13	51753
DHANIYA	19-07-24	8050	50	12	1	0	0	0	0	0	402500	13	52325
GUARGUM5	20-03-24	10467	50	12	1	0	0	0	0	0	523350	13	68036
GUARGUM5	19-04-24	10610	50	12	1	0	0	0	0	0	530500	13	68965
GUARGUM5	20-05-24	10753	50	12	1	0	0	0	0	0	537650	13	69895
GUARGUM5	20-06-24	10896	50	13	1	0	0	0	0	0	544800	14	76490
GUARGUM5	19-07-24	11039	50	15	1	0	2	2	0	0	551950	18	97750
GUARGUM5	20-08-24	11182	50	16	1	0	2	2	0	0	559100	19	107683
GUARSEED10	20-03-24	5412	50	12	1	0	0	0	0	0	270600	13	35178
GUARSEED10	19-04-24	5470	50	12	1	0	0	0	0	0	273500	13	35555
GUARSEED10	20-05-24	5528	50	12	1	0	0	0	0	0	276400	13	35932
GUARSEED10	20-06-24	5586	50	12	1	0	0	0	0	0	279300	13	36309
GUARSEED10	19-07-24	5644	50	12	1	0	2	2	0	0	282200	15	42330
GUARSEED10	20-08-24	5702	50	12	1	0	2	2	0	0	285100	15	42765
ISABGOL	20-03-24	20110	30	14	1	0	0	0	0	0	603300	15	87961
ISABGOL	19-04-24	20225	30	14	1	0	0	0	0	0	606750	15	88343
ISABGOL	20-05-24	20350	30	14	1	0	0	0	0	0	610500	15	89316
ISABGOL	20-06-24	20475	30	13	1	0	0	0	0	0	614250	14	88083
JEERAUNJHA	20-03-24	26400	30	17	1	0	3	3	0	0	792000	21	164578
JEERAUNJHA	19-04-24	25400	30	17	1	0	3	3	0	0	762000	20	154305
JEERAUNJHA	20-05-24	25180	30	19	1	0	3	3	0	0	755400	22	169059

Tradebulls Securities (P) Limited

 **Corporate Office:** Kanakia Wall Street, A-Wing, Ground Flr,
Andheri Kurla Rd, Andheri East, Mumbai - 400093


 **Registered & CSO:** Tradebulls House,
Sindhubhavan Rd, Bodakdev, Ahmedabad - 380054

 +91 22 4888 2888

 +91 79 4000 1000

JEERAUNJHA	20-06-24	26510	30	18	1	0	3	3	0	0	795300	21	168445
KAPAS	29-02-24	1426	200	10	1	0	0	0	0	0	285100	11	31361
KAPAS	30-04-24	1564	200	10	1	0	0	0	0	0	312700	11	34397
KAPAS	29-11-24	1702	200	10	1	0	0	0	0	0	340300	11	37433
KAPAS	28-02-25	1550	200	10	1	0	0	0	0	0	310000	11	34100
MAIZE	20-03-24	2288	100	12	1	0	0	0	0	0	228800	13	29744
MAIZE	19-04-24	2301	100	12	1	0	0	0	0	0	230100	13	29913
MAIZE	20-05-24	2315	100	12	1	0	0	0	0	0	231500	13	30095
MAIZE	20-06-24	2329	100	12	1	0	0	0	0	0	232900	13	30277
PADYPB1121	20-03-24	4122	100	12	1	0	0	0	0	0	412200	13	53586
PADYPB1121	19-04-24	4147	100	12	1	0	0	0	0	0	414700	13	53911
PADYPB1121	20-05-24	4172	100	12	1	0	0	0	0	0	417200	13	54236
PADYPB1121	20-06-24	4197	100	12	1	0	0	0	0	0	419700	13	54561
SESAMESEED	20-03-24	16340	50	12	1	0	0	0	0	0	817000	13	106210
SESAMESEED	19-04-24	16435	50	12	1	0	0	0	0	0	821750	13	106828
SESAMESEED	20-05-24	16535	50	12	1	0	0	0	0	0	826750	13	107478
TMCFGRNZM	19-04-24	15252	50	17	1	0	3	3	0	0	762600	21	157858
TMCFGRNZM	20-06-24	15506	50	18	1	0	3	3	0	0	775300	21	164906
TMCFGRNZM	20-08-24	15760	50	16	1	0	3	3	0	0	788000	20	156970

Tradebulls Securities (P) Limited

 **Corporate Office:** Kanakia Wall Street, A-Wing, Ground Flr,
Andheri Kurla Rd, Andheri East, Mumbai - 400093

 **Registered & CSO:** Tradebulls House,
Sindhubhavan Rd, Bodakdev, Ahmedabad - 380054

 +91 22 4888 2888

 +91 79 4000 1000